



الجمهورية اللبنانية
وزارة الصحة العامة

الوضع الوبائي Epidemiological Situation

برنامج الترصد الوبائي

تشرين الاول ٢٠١٤

المصادر

- www.who.int
- www.cdc.gov
- www.ecdc.europa.eu
- Emergence of Zaire Ebola Virus Disease in Guinea. S. Baize, D. Pannetier The new England Journal of Medicine. April 16, 2014.

النقاط

- الحالات الاولى
- البلدان الموبوءة
- البلدان الاخرى

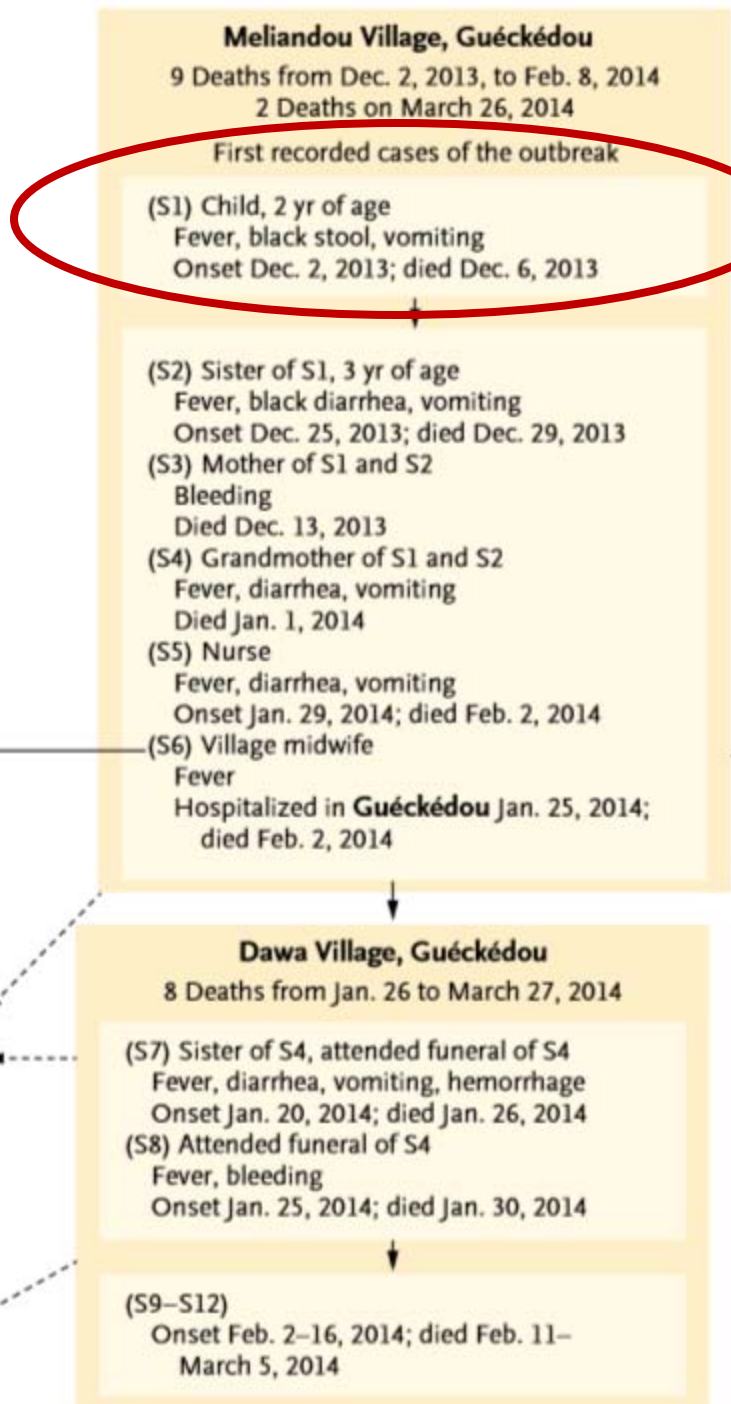
Guinea: first cases



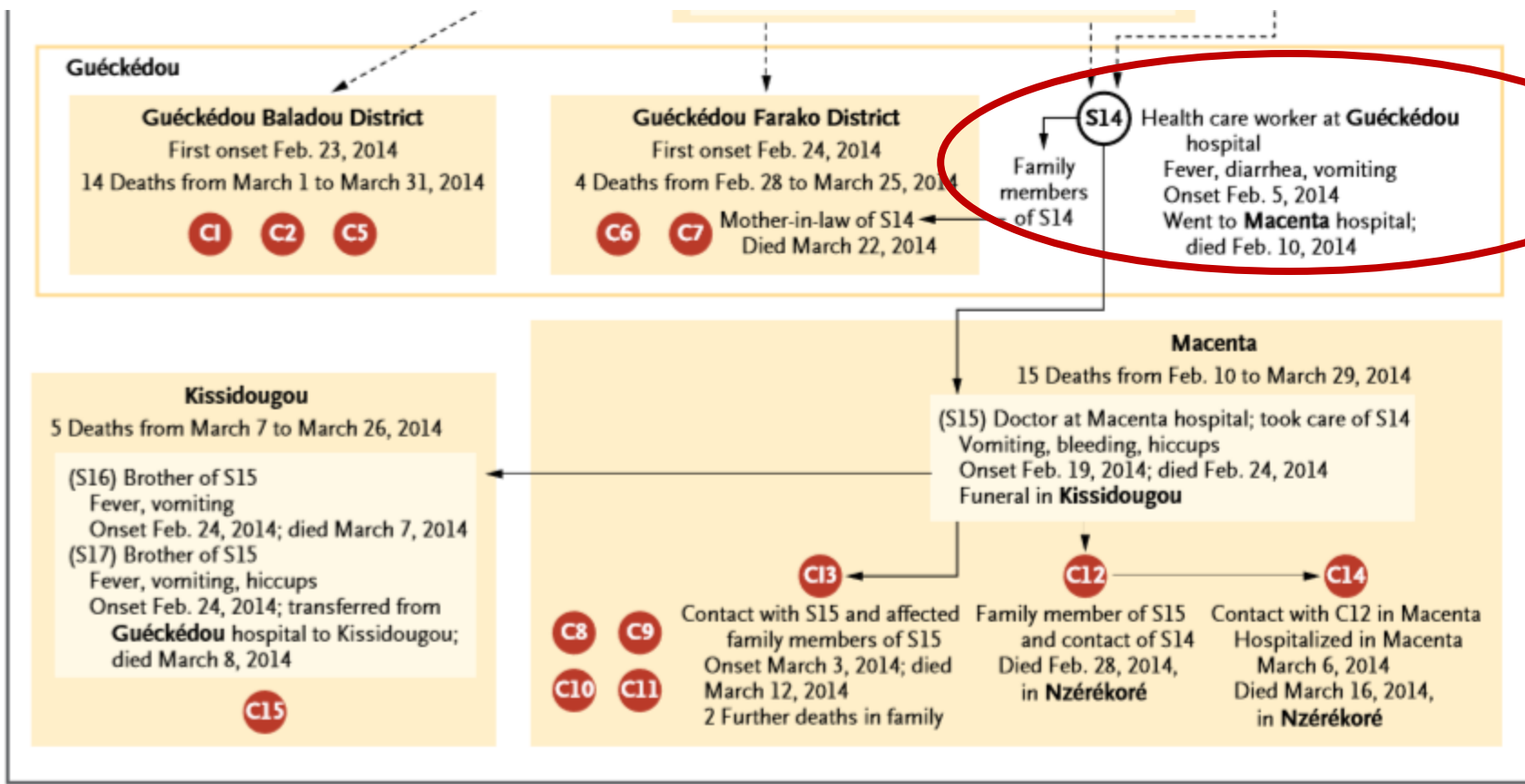
Figure 1. Map of Guinea Showing Initial Locations of the Outbreak of Ebola Virus Disease.

The area of the outbreak is highlighted in red. The main road between the outbreak area and Conakry, the capital of Guinea, is also shown. The map was modified from a United Nations map.

Index case



Propagation outside Guéckédou



حالياً، البلدان ذات انتشار واسع للفيروس

الانتشار الجغرافي داخل البلدان الموبوءة

Ebola virus disease affected areas



Last Updated: 10 October 2014

For the purposes of the case definition, the following areas are considered affected:

COUNTRIES	PROVINCE(S) OR STATE(S)
Guinea (Republic of Guinea)	All provinces
Liberia	All provinces
Sierra Leone	All provinces
Nigeria	Lagos state, Rivers state
Democratic Republic of the Congo*	Equateur province

* The outbreak currently affecting Democratic Republic of the Congo is not directly related to the outbreak affecting countries in West Africa

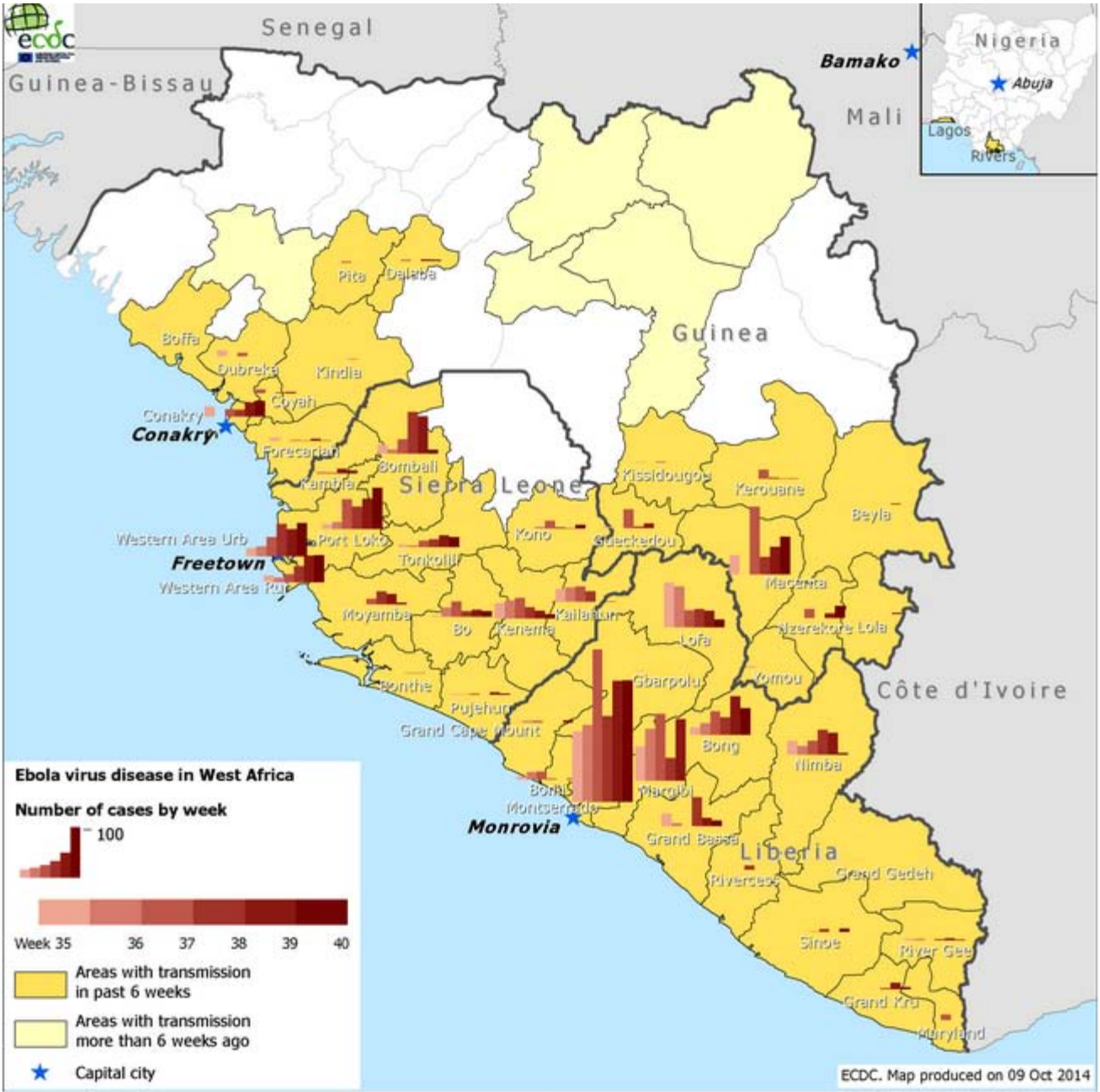
تعداد الحالات التراكمي داخل البلدان الموبوءة

Table 1: Probable, confirmed, and suspected cases in Guinea, Liberia, and Sierra Leone

Country	Case definition	Cases	Cases in past 21 days	Cases in past 21 days/total cases (%)	Deaths
Guinea	Confirmed	1184	289	24%	653
	Probable	190	19	10%	190
	Suspected	98	89	91%	0
	All	1472	397	27%	843
Liberia	Confirmed	950	66	7%	*
	Probable	1923	468	24%	*
	Suspected	1376	555	40%	*
	All	4249	1089	26%	2458
Sierra Leone	Confirmed	2849	1110	39%	926
	Probable	37**	0	0%	157**
	Suspected	366	220	60%	100
	All	3252	1330	41%	1183
Total		8973	2816	31%	4484

Source: WHO (15/10/2014)

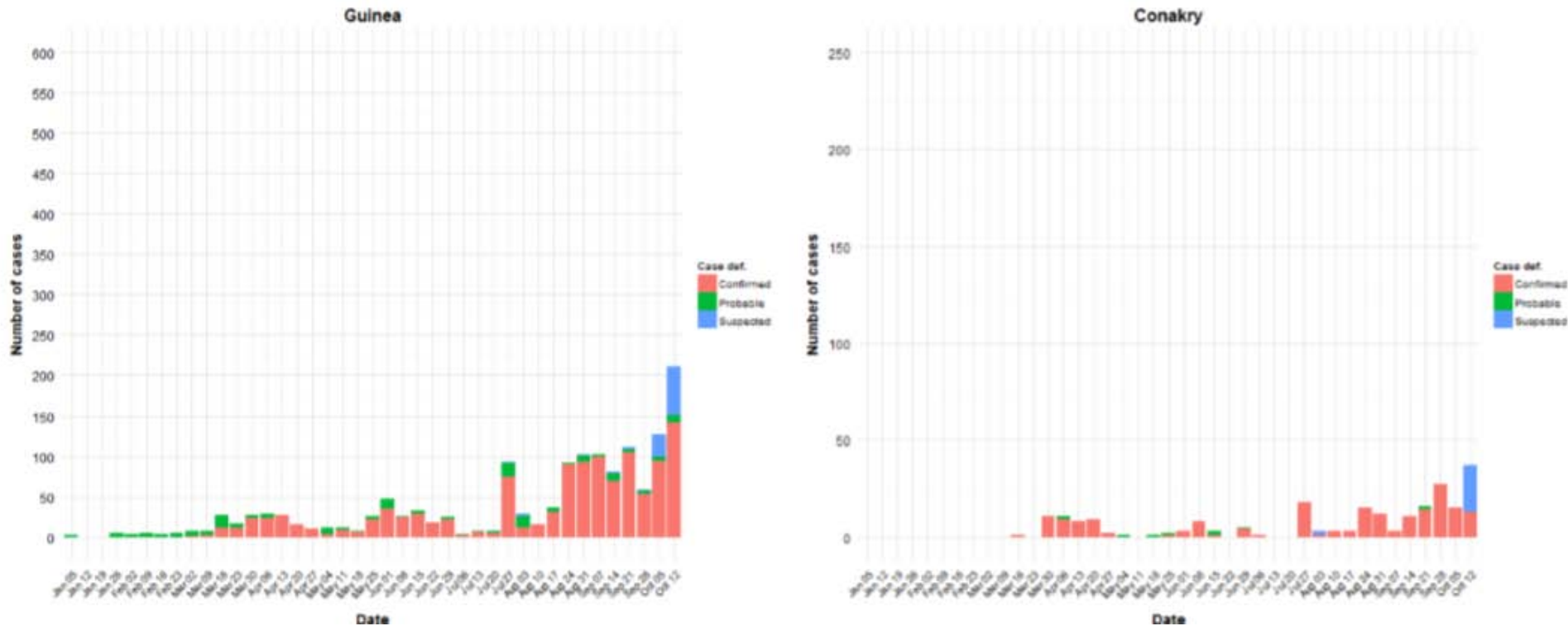
Distribution of cases of EVD by week of reporting in Guinea, Sierra Leone, Liberia and Nigeria (as of week 40/2014)



Source: ECDC

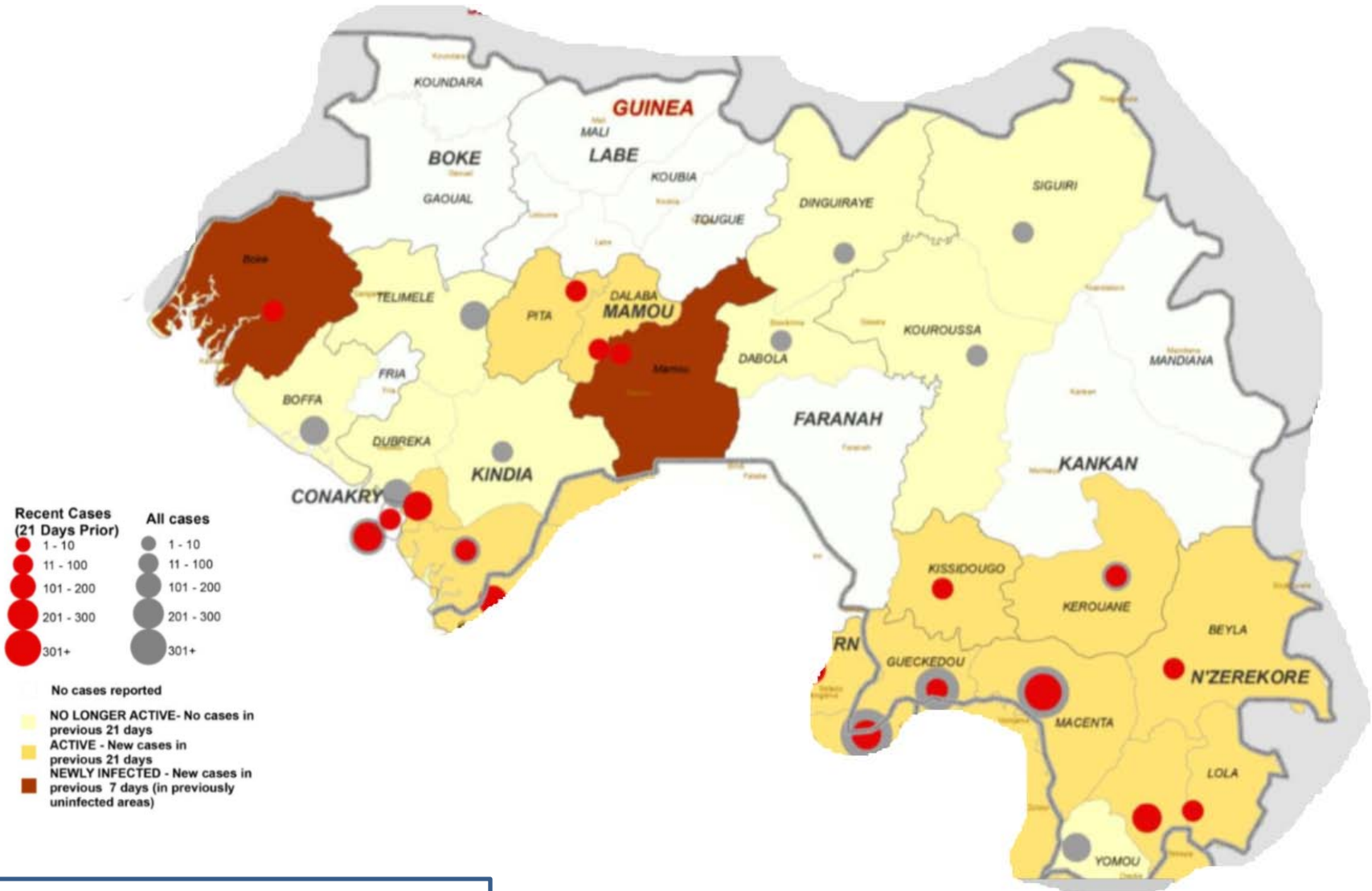
Guinea

Figure 1: Ebola virus disease cases reported each week from Guinea and Conakry



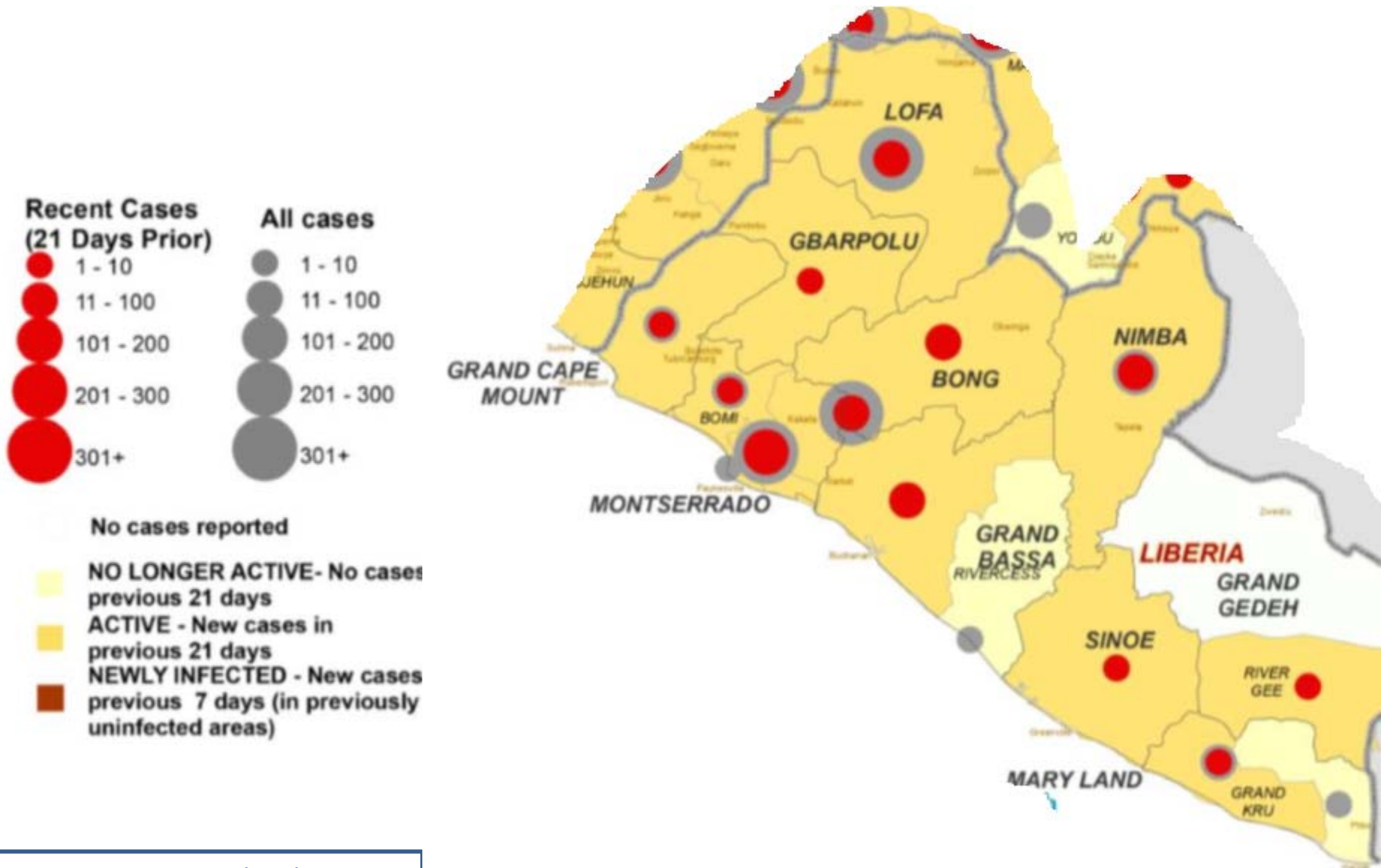
Source: WHO (15/10/2014)

Guinea



Source: WHO (15/10/2014)

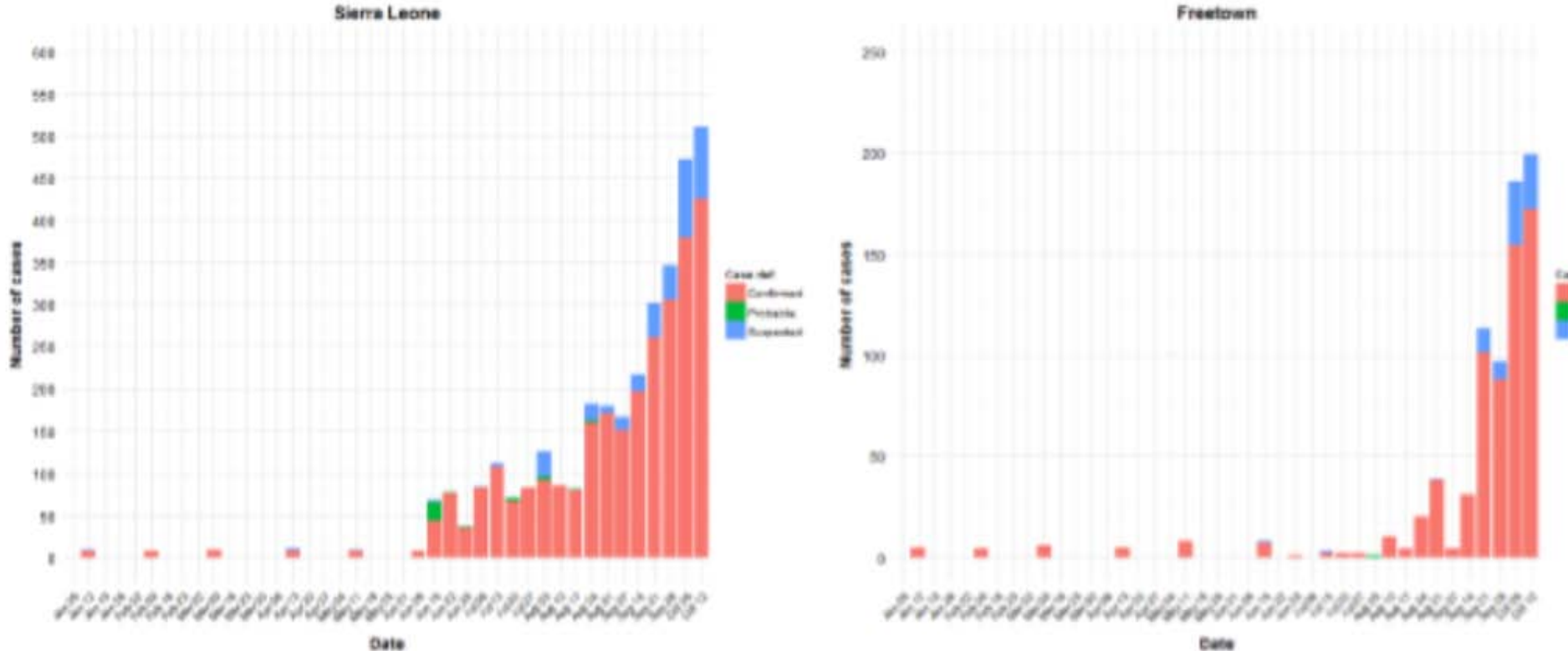
Liberia



Source: WHO (15/10/2014)

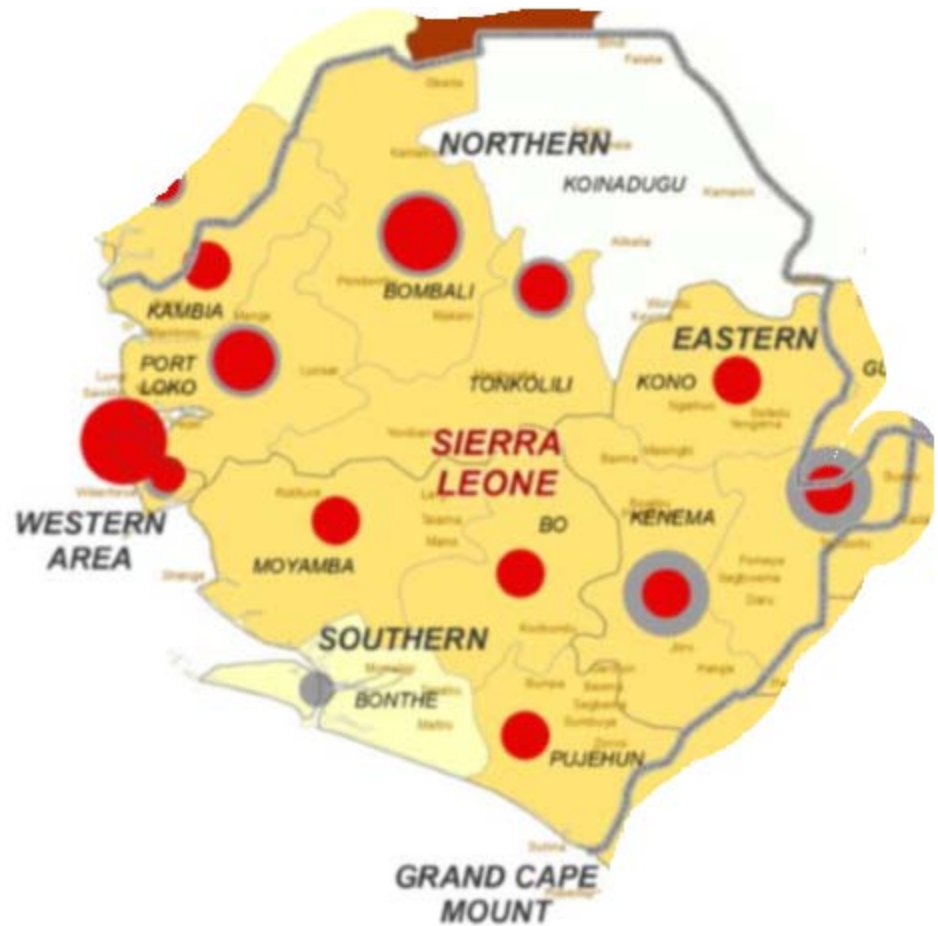
Sierra Leone

Figure 3: Ebola virus disease cases reported each week from Sierra Leone and Freetown



Source: WHO (15/10/2014)

Sierra Leone



العاملين الصحيين

Health Care Workers

Country	Case definition	Cases	Deaths
Guinea*	Confirmed	68	32
	Probable	8	8
	Suspected	0	0
	All	76	40
Liberia*	Confirmed	78	64
	Probable	96	27
	Suspected	35	5
	All	209	96
Nigeria	Confirmed	11	5
	Probable	0	0
	Suspected	0	0
	All	11	5
Sierra Leone*	Confirmed	125	91
	Probable	2	2
	Suspected	2	2
	All	129	95
Spain	Confirmed	1	0
	Probable	**	**
	Suspected	**	**
	All	1	0
United States of America	Confirmed	1	0
	Probable	**	**
	Suspected	**	**
	All	1	0
Total		427	236

Source: WHO
(15/10/2014)

البلدان ذات انتشار محدود للفيروس

تعداد الحالات التراكمي في البلدان ذات انتشار محدود

Table 4: Ebola virus disease cases and deaths in Nigeria, Senegal, and the United States of America

Country	Case definition	Cases	Deaths
Nigeria	Confirmed	19	7
	Probable	1	1
	Suspected	0	0
	All	20	8
Senegal	Confirmed	1	0
	Probable	0	0
	Suspected	0	0
	All	1	0
Spain	Confirmed	1	0
	Probable	*	*
	Suspected	*	*
	All	1	0
United States of America	Confirmed	2	1
	Probable	*	*
	Suspected	*	*
	All	2	1
	Total	24	9

Nigeria

- 20 July 2014: a Liberian air traveller who introduced the virus into the country
- Count: 20 cases (9 deaths)
- Contacts: 891 contacts traced and followed up (in Lagos and Port Harcourt). No cases at 21 days.
- **Link: all confirmed cases in Nigeria were eventually linked back to the on 20 July.**

Senegal

- 29 august 2014: a confirmed case (travelled from Guinea to Dakar by road)
- 74 close contacts: monitored twice daily
- 5 contacts developed non-specific symptoms. Tested negative
- Recovery of the index case
- **17 October 2014: 42-day since the last contact with the confirmed case and no secondary case**

DR Congo

- 26 August 2014: un index case. **Different outbreak not linked to Guinea/Liberia/Sierra Leone**
- Counts: (Up to 10 September 2014)
 - Cumulative number of cases to 62 (14 confirmed, 26 probable, and 22 suspect).
 - In total, 35 deaths have been reported (9 confirmed and 26 probable).
 - Nine health-care workers have been diagnosed, including 7 deaths.
- Place: All cases were in Jeera county. The affected villages are Watsi Kengo, Lokolia, Boende, and Boende Muke.
- Contacts: A total of 386 contacts have been listed and 239 contacts have been followed-up.
- **Link: All cases and contacts are linked to the initial index case.**

• اسئلة