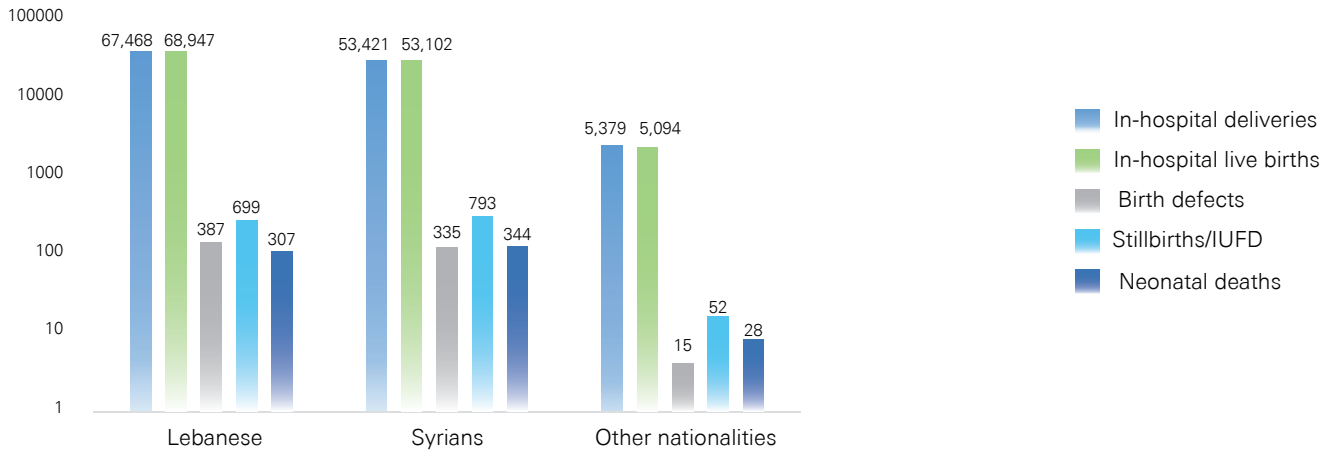


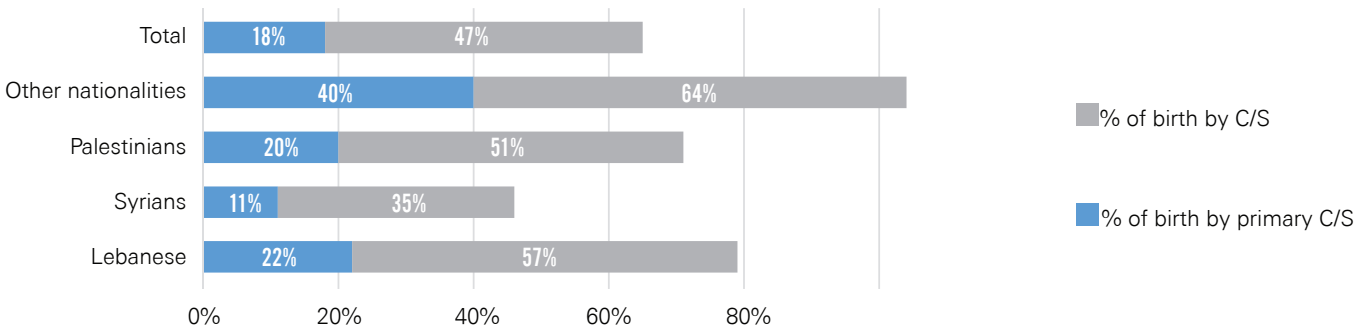
# VITAL DATA OBSERVATORY (VDO) Dashboard - 2018

## A - DELIVERIES' STATISTICS

### VDO 2018

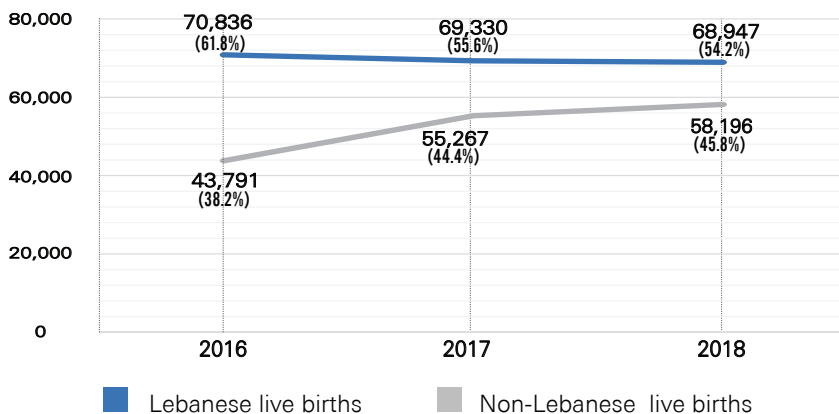


### PERCENTAGE OF BIRTH BY CAESAREAN SECTION (C/S)



## B - TRENDS IN SOME INDICATORS

### EVOLUTION OF LIVE BIRTH SINCE 2016



### RATES & RATIOS

	2016	2017	2018
Neonatal Mortality Rate Lebanese	3.6	4.3	4.45
Neonatal Mortality Rate Non-Lebanese	6.8	6.75	6.8
Maternal Mortality Ratio Lebanese	15.5	8.7	10.2
Maternal Mortality Ratio Non-Lebanese	29.7	27.1	17.2

## MATERNAL MORTALITIES

Maternal health is an area in which Lebanon has recorded success to meet the third SDG (Sustainable Development Goal)

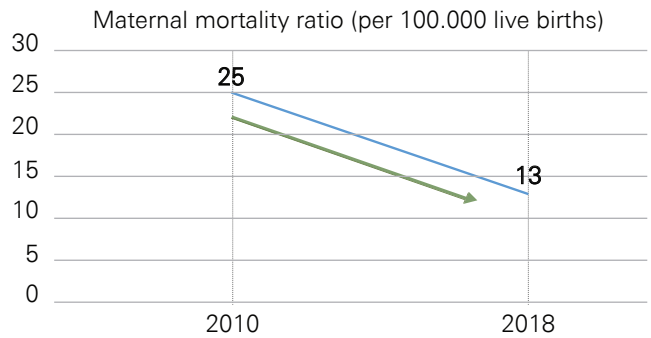


**3** GOOD HEALTH AND WELL-BEING



A total of **17 hospitals** - based **Maternal Mortality** Cases were reported in 2018, 7 Lebanese (41%), 9 Syrians (53%) and one Ethiopian 6%

Based on the online reporting system (VDO) the **FIRST** cause of death registered was the **post-partum hemorrhage 30%** of all causes for 2017 and 2018.

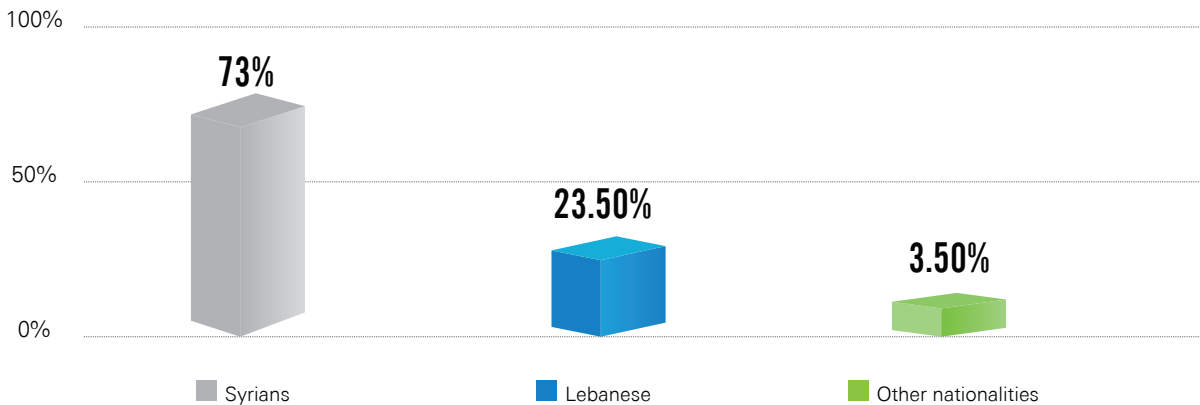


## C-TEENAGE DELIVERIES

### TEENAGE DELIVERIES IN LEBANON

**9%** Of deliveries occurring in Lebanon were teenage deliveries

Lebanese Adolescent Birth Rate **13.26** BIRTHS / 1000 WOMEN  
 [Age range used (15-19)]



## D- EACH DAY

**352** babies are born inside hospital

