الجمهورية اللبنانية
وزارة الصحة العامة

E-Bulletin

# إحصاءات ٢٠١٩
# Statistics 2019

# Table of Contents


| | Page |
|---|---|
| **Table of contents** | |
| | |
| **A-Summary Tables** | |
| Table A.1: Selected indicators of Lebanon, 2017- 2019 | **4** |
| Table A.2: MoPH Itemized budget for the last three years ('000 LBP) | **5** |
| Graph A.1: Available health and health related Sustainable Development Goals (SDGs) at the national level, 2019 | **6** |
| **B-a) Population and Vital Statistics**<br>**B-b) Hospital-based Cause Of Death Notification System** | |
| Table B.1: Number of registered Lebanese births by month, Qada and gender, 2019 | **8** |
| Table B.2: Number of registered Lebanese deaths by month, Qada and gender, 2019 | **9** |
| Table B.3: Resident population* distribution by age group and gender, 2019 | **10** |
| Table B.4: Resident population* distribution by age group and Qada, 2019 | **11** |
| Table B.5: Resident population* distribution by Mohafaza and Qada, 2010-2019 | **12** |
| Table B.6: Resident population distribution by age group, Qada and Nationality, 2019 | **13** |
| Graph B.1: Proportion of reported hospital deaths by age group and gender (N=18,544) , 2019 | **14** |
| Graph B.2: Reported hospital deaths by top ICD10 chapters (N=18,544), 2019 | **15** |
| Graph B.3: Proportion of reported hospital deaths by Qada of residence (N=18,544), 2019 | **16** |
| Graph B.4: Top 10 cancers* by ICD10 3-character code, 2019 | **17** |
| **C-MoPH Services Utilization Data** | |
| Graph C.1: Hospitals contracting with MoPH by Mohafaza and type, 2019 | **19** |
| Graph C.2: MoPH subsidized admissions by Mohafaza and type of hospital, 2019 | **20** |
| Graph C.3: MoPH subsidized in-patients by Qada and type of hospital, 2019 | **21** |
| Graph C.4: MoPH subsidized in-patients by Qada of hospital and Qada of origin, 2019 | **22** |
| Graph C.5: The evolution of MoPH subsidized admissions in public and private hospitals between 2009 and 2019 | **23** |
| Graph C.6: MoPH subsidized hospital cases* by ICD10 category of diagnosis, 2019 (N=320,253) | **24** |
| Graph C.7: MoPH subsidized hospital cases* by ICD10 category of diagnosis and gender, 2019 (N =320,253) | **25** |
| Table C.1: MoPH subsidized hospital cases* by category of diagnosis and gender, 2019 | **26** |
| **D-Epidemiology** | |
| Graph D.1: MoPH subsidized hospitalized* neoplasms cases** by gender and age group, 2019 | **34** |
| Graph D.2: MoPH subsidized hospitalized* cardiovascular cases** by gender and age group, 2019 | **35** |
| Graph D.3: MoPH subsidized hospitalized* diabetes mellitus cases** by gender and age group, 2019 | **36** |
| Graph D.4: Tuberculosis cases by nationality, 2014-2019 | **37** |
| Graph D.5: Proportion of tuberculosis treatment success by nationality, 2018 | **38** |
| Table D.1: HIV/AIDS estimated incidence in Lebanon, 2019 | **49** |
| Graph D.6: Incident cases of HIV/AIDS, 2014- 2019 | **40** |
| Graph D.7: Hip fracture cases* and incidence rate among MoPH eligible population by gender, 2013-2019 | **41** |
| **E-Vaccination and Campaigns** | |
| Graph E.1: National immunization coverage rates by polio, measles and pentavalent vaccines, 2015-2019 | **43** |

## Table of Contents


| | |
|---|---|
| **F-Diseases' Surveillance Data** | |
| Latest annual numbers of notifiable diseases reported to the MoPH Epidemiological Surveillance Unit | **45** |
| **G-Vital Data Observatory "VDO" (previously known as Maternal Neonatal Mortality Notification system "MNMNS")** | |
| Table G.1: Vital Data Observatory (VDO) statistics by Qada and nationality, 2019 | **47** |
| **H-Medication for Chronic Illnesses Program: the YMCA Records** | |
| Graph H.1: Socio-medical centers and beneficiaries per center by Mohafaza, 2016 | **49** |
| **I-National Health Accounts** | |
| Graph I.1: Current health expenditure as % gross domestic product in the years health accounts data are available | **51** |
| Graph I.2: Distribution of healthcare expenditure by financing agent in the years health accounts data are available | **52** |
| Graph I.3: Distribution of healthcare expenditure by type of provider in the years health accounts data are available | **53** |
| Graph I.4: Distribution of healthcare expenditure by financing agent in 2017 | **54** |
| Graph I.5: Breakdown of health expenditure by financing agent and healthcare provider in 2017 | **55** |
| **Acknowledgments** | |


This publication is the annual compilation of data available at the Ministry of Public Health, it is free of charge and can be accessed as well on the ministry's website. Although the statistics department endeavors to ensure accuracy of information in these documents, it cannot guarantee 100% accuracy nor can it be held liable for errors that may occur. However, the data provided herein are accurate up to the availability of baseline information.

For comments and suggestions,
kindly contact:


**Hilda Harb, MPH**
Head of Statistics Department
Ministry of Public Health

Beirut, Lebanon
Tel/Fax: 00961-1-843 745
E-mail: statistics@moph.gov.lb
Website: www.moph.gov.lb

# *A-Summary Table*

*Table A.1: Selected indicators of Lebanon, 2017- 2019*

| | Unit | 2017 | 2018 | 2019 |
|---|---|---|---|---|
| **Health Determinants and Risks** | | | | |
| **Demographic and socioeconomic determinants** | | | | |
| Population Estimate* | 1000 citizens | 4,421 | 4,485 | 4,547 |
| Number of registered births | | 90,647 | 89,772 | 86,179 |
| Number of registered deaths | | 25,847 | 25,096 | 24,950 |
| Crude Birth Rate | per 1000 population | 20.5 | 20.0 | 19.0 |
| Crude Death Rate | per 1000 population | 5.9 | 5.6 | 5.5 |
| Population Growth Rate | | 1.5 | 1.4 | 1.35 |
| Population by Age | | | | |
| < 15 | percent | 24.6 | 24.6 | 24.6 |
| 65+ | percent | 9.7 | 9.7 | 9.7 |
| **Risk Factors** | | | | |
| Low birth weight (less than 2500 g) (%) | percent | 9.5 | 8.8 | 9.0 |
| Cesarean delivery rate (%) | percent | 47 | 47.5 | 49.5 |
| **Health Status** | | | | |
| **Life Expectancy and Mortality** | | | | |
| Life expectancy at birth, Total Population | | | | 81.24 (2012) |
| Life expectancy at birth, Male | | | | 80.27 (2012) |
| Life expectancy at birth, Female | | | | 82.11 (2012) |
| Infant Mortality Rate | per 1000 Live Births | 6.7 | 7.4 | |
| Less than five Mortality Rate | per 1000 Live Births | 9 | 9.6 | |
| Maternal Mortality Ratio | per 100,000 Live Births | 16.9 | 13.4 | 13.8 |
| **Morbidity** | | | | |
| Measles | | 126 | 952 | |
| Tetanus | | 0 | 2 | |
| Neonatal Tetanus | | 1 | 0 | |
| Acute Flaccid Paralysis | | 77 | 88 | |
| Hepatitis A | | 776 | 899 | |
| Hepatitis B | | 321 | 253 | |
| Hepatitis C | | 130 | 103 | |
| AIDS | | 56 | 33 | 43 |
| **Health System Response** | | | | |
| **Health Financing** | | | | |
| Total GDP | Billion Leb. Pounds | 80,491 | | |
| Allocated to MOPH from Total Gov Budget | percent | 2.96 | 2.73 | |
| Annual Budget of MOPH | Billion Leb. Pounds | 709 | 729 | |
| Annual Budget of MOPH per capita | $US | 106 | 108 | |
| Current Health Expenditure (CHE) per capita | $US | 936 | | |
| CHE as % GDP | percent | 7.75 | | |
| Out Of Pocket Expenditure as % CHE | percent | 33.1 | | |
| **Health Workforce** | **per 10,000 population** | | | |
| Physicians | | 31.3 | 31.2 | 33.3 |
| Dentists | | 15.2 | 15.6 | 15.6 |
| Pharmacists | | 18.9 | 19.8 | 20.3 |
| Nursing and Midwifery Personnel | | 36.4 | 37.4 | 38.6 |
| **Medicines and Medical devices** | **per million population** | | | |
| Density of High Tech Equipment | | | | 260 (2012) |
| **Service Coverage** | | | | |
| Infants Fully Immunized-DPT | percent immunized | 93 | 94 | 93 |
| Infants Fully Immunized-OPV | percent immunized | 93 | 96 | 94 |
| Infants Fully Immunized-Measles | percent immunized | 91 | 92 | 93 |
| Infants Fully Immunized-Hepatitis B | percent immunized | 93 | 94 | 93 |
| Married Women Using Contraceptives | percent | | | 54 (2009) |

| Sources of Information | | |
|---|---|---|
| **Vital Data Observatory (VDO), MoPH.** | | |
| **Department of Projects & Programs, MoPH.** | | **Department of Vital and Health Statistics, MoPH.** |
| **Expanded Program on Immunization, MoPH.** | | **Economic Accounts of Lebanon.** |
| **Estimated Population from the 2004 and 2007 Household surveys (CAS) in addition to Registered Births and Deaths at Dept of Statistics.** | | **MICS3,2009. CAS/UNICEF** |
| **National Health Accounts, 2016-2017, MoPH.** | **National AIDS Program (NAP), MoPH.** | **Syndicate Figures calculated for the given population.** |
| **Epidemiological Surveillance Unit, MoPH.** | | **Government Budget** أرقام الموازنة العامة |

** Excluding Palestinian camps and Syrian refugees.*

**Table A.2: MoPH Itemized budget for the last three years ('000 LBP)**

| | 2018 | 2017 | 2016 | |
|---|---|---|---|---|
| نفقات استشفاء في المستشفات الحكومية والخاصة | 465,000,000 | 465,000,000 | 408,619,512 | Hospitalization in Public and Private Hospitals |
| مستشفيات حكومية | 13,000,000 | 12,000,000 | 20,000,000 | Public Hospitals |
| ادوية | 158,025,000 | 144,000,000 | 130,892,800 | Drugs |
| مساهمات للقطاع غير الحكومي | 27,222,760 | 30,221,701 | 15,975,035 | Contributions to NGOs |
| ألمخصصات والرواتب والأجور | 37,194,500 | 27,139,500 | 28,256,620 | Salaries and Other Employees' Benefits |
| نفقات اخرى | 26,264,614 | 28,219,574 | 28,624,419 | Other Expenses |
| الجزء الثاني | 2,142,200 | 1,968,750 | 10,339,900 | Part Two |
| مجموع موازنة وزارة الصحة العامة | 728,849,074 | 708,549,525 | 642,708,286 | Total MoPH Budget |
| مجموع الموازنة العامة | 23,891,224,583 | 23,906,048,924 | 24,355,781,060 | Total Government Budget |
| مجموع الموازنة العامة مع الموازنات الملحقة | 26,718,849,626 | 26,683,109,025 | - | Total Government Budget Including Supplementary Budget |
| ديون متوجبة الأداء | 8,214,000,000 | 7,100,000,000 | 6,687,000,000 | Government Debt |
| مجموع الموازنة العامة بدون الديون المتوجبة | 15,677,224,583 | 16,806,048,924 | 17,668,781,060 | Total Government Budget Excluding Debt |
| مجموع الموازنة العامة مع الموازنات الملحقة بدون الديون المتوجبة | 18,504,849,626 | 19,583,109,025 | - | Total Government Budget Including Supplementary Budget Excluding Debt |
| نسبة موازنة وزارة الصحة الى الموازنة العامة مع خدمة الدين | 3.05 | 2.96 | 2.64 | % MoPH Budget out of Total Government Budget (with debt) |
| نسبة موازنة وزارة الصحة الى الموازنة العامة مع الموازنات الملحقة و خدمة الدين | 2.73 | 2.66 | - | % MOPH Budget out of Total Government Budget Including Supplementary Budget (with debt) |
| نسبة موازنة وزارة الصحة الى الموازنة العامة بدون خدمة الدين | 4.65 | 4.22 | 3.64 | % MoPH Budget out of Total Government Budget (without debt) |
| نسبة موازنة وزارة الصحة الى الموازنة العامة مع الموازنات الملحقة بدون خدمة الدين | 3.94 | 3.62 | - | % MoPH Budget out of Total Government Budget Including Supplementary Budget (without debt) |

*Source: Government Budget (2017-2018) MoPH Accounting Department - Ministry of Finance*

*المصدر : قانون الموازنة العامة(٢٠١٧ - ٢٠١٨ ) دائرة المحاسبة في وزارة الصحة العامة-وزارة المالية*

***Graph A.1: Available health and health related Sustainable Development Goals (SDGs) at the national level,2019***

**Computed as per available information on ICD10 codes, [https://unstats.un.org/sdgs/metadata/]*
***Includes Non-Lebanese*

***B-a) Population and Vital Statistics***

***B-b) Hospital-based Cause Of - Death Notification System https://moph.gov.lb/en/Pages/8/20380/hospital-based-cause-of-death-statistics***

## *Table B.1: Number of registered Lebanese births by month, Qada and gender, 2019*

| Qada | Jan | | Feb | | Mar | | April | | May | | June | | July | | Aug | | Sep | | Oct | | Nov | | Dec | | Total | | |
|---|---|---|---|---|---|---|---|---|---|---|---|---|---|---|---|---|---|---|---|---|---|---|---|---|---|---|---|
| | M | F | M | F | M | F | M | F | M | F | M | F | M | F | M | F | M | F | M | F | M | F | M | F | M | F | T |
| Aakkar | 545 | 537 | 474 | 449 | 516 | 468 | 438 | 423 | 477 | 458 | 452 | 435 | 537 | 508 | 550 | 514 | 582 | 534 | 602 | 566 | 498 | 496 | 500 | 454 | **6,171** | **5,842** | **12,013** |
| Minieh-Danniyeh | 164 | 177 | 149 | 129 | 200 | 181 | 189 | 144 | 192 | 190 | 153 | 165 | 209 | 199 | 155 | 150 | 177 | 171 | 137 | 139 | 200 | 176 | 172 | 138 | **2,097** | **1,959** | **4,056** |
| Tripoli | 311 | 300 | 258 | 224 | 238 | 252 | 222 | 187 | 262 | 235 | 215 | 214 | 281 | 258 | 227 | 216 | 261 | 239 | 190 | 202 | 262 | 244 | 265 | 241 | **2,992** | **2,812** | **5,804** |
| Zgharta | 59 | 71 | 49 | 49 | 43 | 69 | 58 | 52 | 63 | 53 | 59 | 44 | 60 | 62 | 75 | 62 | 59 | 50 | 93 | 77 | 57 | 53 | 64 | 60 | **739** | **702** | **1,441** |
| Koura | 22 | 18 | 22 | 18 | 42 | 33 | 55 | 36 | 24 | 32 | 26 | 23 | 26 | 30 | 38 | 33 | 40 | 36 | 37 | 32 | 29 | 47 | 56 | 46 | **417** | **384** | **801** |
| Bcharreh | 34 | 23 | 23 | 20 | 38 | 37 | 29 | 14 | 10 | 16 | 26 | 28 | 36 | 41 | 30 | 22 | 27 | 19 | 55 | 52 | 28 | 42 | 47 | 38 | **383** | **352** | **735** |
| Batroun | 28 | 32 | 27 | 28 | 39 | 34 | 25 | 24 | 20 | 26 | 29 | 33 | 58 | 42 | 29 | 27 | 39 | 41 | 52 | 41 | 36 | 37 | 41 | 38 | **423** | **403** | **826** |
| Hermel | 76 | 75 | 59 | 39 | 89 | 89 | 79 | 69 | 84 | 73 | 86 | 75 | 84 | 82 | 88 | 77 | 78 | 75 | 76 | 74 | 82 | 87 | 69 | 73 | **950** | **888** | **1,838** |
| Baalbek | 411 | 345 | 321 | 329 | 363 | 364 | 328 | 320 | 391 | 354 | 387 | 365 | 440 | 404 | 432 | 358 | 392 | 345 | 419 | 368 | 364 | 334 | 361 | 319 | **4,609** | **4,205** | **8,814** |
| Zahleh | 126 | 140 | 129 | 115 | 125 | 120 | 116 | 125 | 169 | 137 | 169 | 173 | 180 | 163 | 183 | 164 | 168 | 160 | 97 | 103 | 149 | 144 | 154 | 150 | **1,765** | **1,694** | **3,459** |
| Rachaiya | 51 | 46 | 48 | 41 | 60 | 30 | 36 | 30 | 37 | 34 | 51 | 33 | 56 | 36 | 42 | 29 | 54 | 48 | 46 | 33 | 49 | 34 | 119 | 88 | **649** | **482** | **1,131** |
| West Beqaa | 100 | 102 | 90 | 100 | 113 | 103 | 91 | 80 | 108 | 100 | 106 | 104 | 112 | 94 | 109 | 108 | 129 | 102 | 94 | 63 | 88 | 87 | 126 | 93 | **1,266** | **1,136** | **2,402** |
| Nabatiyeh | 205 | 186 | 150 | 155 | 150 | 133 | 145 | 140 | 156 | 149 | 160 | 164 | 194 | 185 | 220 | 214 | 146 | 151 | 171 | 154 | 190 | 174 | 175 | 170 | **2,062** | **1,975** | **4,037** |
| Hasbaiya | 54 | 56 | 44 | 52 | 51 | 30 | 47 | 36 | 42 | 34 | 44 | 48 | 60 | 60 | 42 | 41 | 63 | 46 | 41 | 43 | 36 | 46 | 65 | 52 | **589** | **544** | **1,133** |
| Marjaayoun | 140 | 133 | 118 | 106 | 110 | 118 | 107 | 99 | 123 | 113 | 124 | 104 | 143 | 134 | 140 | 140 | 137 | 104 | 126 | 95 | 122 | 116 | 143 | 124 | **1,533** | **1,386** | **2,919** |
| Bent Jbayl | 196 | 223 | 142 | 151 | 172 | 160 | 88 | 93 | 241 | 247 | 155 | 154 | 167 | 158 | 197 | 177 | 158 | 145 | 164 | 164 | 158 | 153 | 164 | 153 | **2,002** | **1,978** | **3,980** |
| Saida | 169 | 161 | 181 | 156 | 203 | 182 | 166 | 151 | 187 | 181 | 186 | 185 | 190 | 175 | 201 | 188 | 179 | 174 | 213 | 209 | 199 | 191 | 177 | 172 | **2,251** | **2,125** | **4,376** |
| Sour | 221 | 207 | 214 | 201 | 229 | 218 | 232 | 209 | 240 | 225 | 245 | 238 | 217 | 213 | 261 | 251 | 221 | 206 | 243 | 243 | 230 | 221 | 245 | 226 | **2,798** | **2,658** | **5,456** |
| Jezzine | 28 | 42 | 40 | 33 | 25 | 40 | 34 | 25 | 34 | 36 | 42 | 36 | 48 | 57 | 34 | 30 | 47 | 48 | 44 | 24 | 56 | 38 | 35 | 41 | **467** | **450** | **917** |
| Jbayl | 56 | 51 | 41 | 53 | 59 | 56 | 55 | 49 | 57 | 51 | 38 | 53 | 71 | 53 | 65 | 52 | 77 | 71 | 57 | 61 | 50 | 50 | 45 | 46 | **671** | **646** | **1,317** |
| Keserwan | 54 | 45 | 50 | 48 | 41 | 46 | 48 | 37 | 51 | 57 | 55 | 52 | 84 | 69 | 61 | 45 | 54 | 51 | 43 | 37 | 35 | 48 | 57 | 59 | **633** | **594** | **1,227** |
| Matn | 78 | 76 | 74 | 71 | 96 | 70 | 70 | 65 | 76 | 85 | 87 | 94 | 123 | 99 | 101 | 95 | 88 | 59 | 82 | 81 | 103 | 79 | 70 | 91 | **1,048** | **965** | **2,013** |
| Baabda | 97 | 87 | 67 | 63 | 122 | 94 | 127 | 117 | 98 | 115 | 92 | 104 | 98 | 100 | 116 | 109 | 99 | 80 | 105 | 100 | 103 | 90 | 101 | 86 | **1,225** | **1,145** | **2,370** |
| Aaley | 85 | 97 | 85 | 59 | 79 | 77 | 93 | 95 | 42 | 34 | 65 | 58 | 108 | 88 | 105 | 83 | 87 | 76 | 78 | 71 | 67 | 62 | 91 | 78 | **985** | **878** | **1,863** |
| Chouf | 146 | 137 | 134 | 119 | 152 | 141 | 127 | 122 | 162 | 163 | 153 | 161 | 213 | 170 | 184 | 179 | 182 | 166 | 184 | 187 | 146 | 128 | 136 | 130 | **1,919** | **1,803** | **3,722** |
| Beirut | 271 | 326 | 301 | 284 | 304 | 306 | 292 | 278 | 295 | 292 | 278 | 287 | 317 | 340 | 365 | 330 | 317 | 297 | 358 | 325 | 393 | 381 | 282 | 310 | **3,773** | **3,756** | **7,529** |
| Total | 3,727 | 3,693 | 3,290 | 3,092 | 3,659 | 3,451 | 3,297 | 3,020 | 3,641 | 3,490 | 3,483 | 3,430 | 4,112 | 3,820 | 4,050 | 3,694 | 3,861 | 3,494 | 3,807 | 3,544 | 3,730 | 3,558 | 3,760 | 3,476 | 44,417 | 41,762 | 86,179 |

*Source: Ministry of Interior records reported to the Ministry of Health through district offices.*

## *Table B.2: Number of registered Lebanese deaths by month, Qada and gender, 2019*

| Qada | Jan | | Feb | | Mar | | April | | May | | June | | July | | Aug | | Sep | | Oct | | Nov | | Dec | | Total | | |
|---|---|---|---|---|---|---|---|---|---|---|---|---|---|---|---|---|---|---|---|---|---|---|---|---|---|---|---|
| | M | F | M | F | M | F | M | F | M | F | M | F | M | F | M | F | M | F | M | F | M | F | M | F | M | F | T |
| **Aakkar** | 91 | 84 | 95 | 71 | 88 | 77 | 79 | 56 | 75 | 62 | 69 | 59 | 75 | 57 | 70 | 65 | 76 | 58 | 81 | 63 | 77 | 67 | 86 | 71 | **962** | **790** | **1,752** |
| **Minieh-Danniyeh** | 26 | 42 | 30 | 21 | 53 | 31 | 28 | 25 | 42 | 27 | 36 | 27 | 40 | 32 | 19 | 23 | 32 | 21 | 30 | 27 | 30 | 21 | 34 | 26 | **400** | **323** | **723** |
| **Tripoli** | 87 | 75 | 49 | 43 | 96 | 73 | 60 | 48 | 69 | 51 | 105 | 91 | 52 | 47 | 43 | 29 | 63 | 65 | 47 | 41 | 55 | 52 | 60 | 56 | **786** | **671** | **1,457** |
| **Zgharta** | 39 | 37 | 23 | 19 | 25 | 14 | 23 | 21 | 32 | 17 | 17 | 19 | 20 | 14 | 24 | 18 | 19 | 17 | 25 | 21 | 21 | 17 | 26 | 24 | **294** | **238** | **532** |
| **Koura** | 20 | 15 | 15 | 10 | 32 | 21 | 22 | 22 | 12 | 18 | 17 | 12 | 12 | 6 | 17 | 13 | 17 | 8 | 13 | 13 | 32 | 23 | 15 | 13 | **224** | **174** | **398** |
| **Bcharreh** | 22 | 13 | 16 | 12 | 19 | 15 | 9 | 11 | 15 | 14 | 9 | 18 | 11 | 9 | 19 | 15 | 19 | 15 | 19 | 6 | 10 | 9 | 25 | 17 | **193** | **154** | **347** |
| **Batroun** | 31 | 24 | 49 | 24 | 23 | 17 | 24 | 16 | 21 | 16 | 20 | 14 | 17 | 21 | 23 | 15 | 14 | 12 | 21 | 15 | 22 | 22 | 24 | 22 | **289** | **218** | **507** |
| **Hermel** | 20 | 10 | 7 | 4 | 18 | 2 | 14 | 13 | 14 | 11 | 16 | 11 | 14 | 11 | 14 | 10 | 15 | 10 | 17 | 11 | 14 | 9 | 12 | 7 | **175** | **109** | **284** |
| **Baalbek** | 97 | 70 | 85 | 73 | 89 | 60 | 82 | 53 | 79 | 64 | 71 | 53 | 59 | 46 | 91 | 54 | 53 | 35 | 73 | 52 | 64 | 49 | 55 | 47 | **898** | **656** | **1,554** |
| **Zahleh** | 60 | 48 | 55 | 47 | 61 | 51 | 52 | 46 | 50 | 39 | 58 | 42 | 53 | 41 | 49 | 40 | 54 | 38 | 38 | 32 | 48 | 41 | 49 | 42 | **627** | **507** | **1,134** |
| **Rachaiya** | 19 | 9 | 24 | 14 | 16 | 8 | 11 | 11 | 14 | 9 | 11 | 9 | 14 | 8 | 11 | 7 | 10 | 11 | 8 | 6 | 19 | 12 | 19 | 16 | **176** | **120** | **296** |
| **West Beqaa** | 22 | 28 | 35 | 38 | 33 | 29 | 27 | 19 | 22 | 28 | 30 | 20 | 28 | 12 | 16 | 20 | 26 | 20 | 24 | 22 | 24 | 11 | 29 | 31 | **316** | **278** | **594** |
| **Nabatiyeh** | 59 | 48 | 41 | 42 | 54 | 45 | 40 | 41 | 63 | 45 | 34 | 36 | 41 | 37 | 27 | 26 | 26 | 27 | 44 | 30 | 33 | 34 | 15 | 11 | **477** | **422** | **899** |
| **Hasbaiya** | 16 | 18 | 18 | 7 | 26 | 21 | 15 | 13 | 23 | 9 | 23 | 5 | 20 | 11 | 10 | 9 | 11 | 13 | 24 | 16 | 22 | 5 | 15 | 8 | **223** | **135** | **358** |
| **Marjaayoun** | 53 | 46 | 35 | 22 | 31 | 34 | 37 | 37 | 32 | 29 | 26 | 25 | 40 | 37 | 35 | 26 | 33 | 26 | 27 | 30 | 23 | 23 | 45 | 30 | **417** | **365** | **782** |
| **Bent Jbayl** | 39 | 35 | 47 | 36 | 52 | 36 | 44 | 34 | 68 | 56 | 36 | 26 | 39 | 31 | 39 | 30 | 30 | 22 | 41 | 28 | 47 | 35 | 43 | 35 | **526** | **404** | **930** |
| **Saida** | 60 | 49 | 51 | 42 | 61 | 51 | 53 | 44 | 44 | 40 | 47 | 37 | 46 | 36 | 44 | 33 | 50 | 39 | 52 | 43 | 52 | 42 | 45 | 46 | **605** | **502** | **1,107** |
| **Sour** | 57 | 50 | 58 | 48 | 65 | 55 | 58 | 42 | 47 | 38 | 45 | 42 | 42 | 37 | 45 | 33 | 42 | 30 | 46 | 38 | 51 | 40 | 54 | 50 | **610** | **503** | **1,113** |
| **Jezzine** | 29 | 28 | 27 | 13 | 19 | 24 | 20 | 20 | 30 | 23 | 19 | 25 | 15 | 21 | 24 | 14 | 14 | 21 | 19 | 15 | 15 | 22 | 16 | 19 | **247** | **245** | **492** |
| **Jbayl** | 39 | 31 | 28 | 30 | 28 | 26 | 29 | 25 | 38 | 30 | 33 | 23 | 41 | 33 | 26 | 27 | 38 | 23 | 24 | 19 | 27 | 23 | 31 | 28 | **382** | **318** | **700** |
| **Keserwan** | 46 | 52 | 46 | 48 | 40 | 19 | 35 | 38 | 43 | 35 | 30 | 32 | 33 | 34 | 33 | 33 | 33 | 34 | 34 | 22 | 25 | 27 | 40 | 22 | **438** | **396** | **834** |
| **Matn** | 75 | 92 | 74 | 57 | 82 | 66 | 69 | 71 | 66 | 62 | 53 | 52 | 72 | 63 | 52 | 49 | 58 | 52 | 55 | 51 | 61 | 49 | 67 | 60 | **784** | **724** | **1,508** |
| **Baabda** | 70 | 65 | 46 | 40 | 67 | 50 | 64 | 57 | 58 | 59 | 57 | 42 | 50 | 47 | 58 | 38 | 44 | 32 | 53 | 46 | 48 | 39 | 52 | 40 | **667** | **555** | **1,222** |
| **Aaley** | 61 | 47 | 29 | 34 | 20 | 16 | 52 | 46 | 52 | 39 | 31 | 31 | 54 | 47 | 39 | 23 | 31 | 29 | 35 | 30 | 41 | 30 | 52 | 36 | **497** | **408** | **905** |
| **Chouf** | 93 | 97 | 79 | 66 | 81 | 67 | 64 | 59 | 66 | 64 | 73 | 34 | 72 | 52 | 60 | 53 | 65 | 48 | 86 | 76 | 67 | 57 | 68 | 58 | **874** | **731** | **1,605** |
| **Beirut** | 165 | 145 | 154 | 145 | 161 | 152 | 148 | 120 | 131 | 122 | 129 | 108 | 120 | 116 | 85 | 74 | 90 | 86 | 98 | 92 | 131 | 115 | 127 | 103 | **1,539** | **1,378** | **2,917** |
| ***Total*** | ***1,396*** | ***1,258*** | ***1,216*** | ***1,006*** | ***1,340*** | ***1,060*** | ***1,159*** | ***988*** | ***1,206*** | ***1,007*** | ***1,095*** | ***893*** | ***1,080*** | ***906*** | ***973*** | ***777*** | ***963*** | ***792*** | ***1,034*** | ***845*** | ***1,059*** | ***874*** | ***1,104*** | ***918*** | ***13,626*** | ***11,324*** | ***24,950*** |

*Source: Ministry of Interior records reported to the Ministry of Health through district offices.*

***Table B.3: Resident population* distribution by age group and gender, 2019***

| Age groups | Percent | | | Population 2019 | | |
|---|---|---|---|---|---|---|
| | M | F | T | M | F | T |
| **0-4** | 3.6 | 3.3 | 6.9 | 163,678 | 150,038 | 313,717 |
| **5-9** | 4.3 | 4.1 | 8.3 | 193,231 | 184,138 | 377,369 |
| **10-14** | 4.9 | 4.5 | 9.4 | 222,784 | 204,598 | 427,382 |
| **15-19** | 5.2 | 4.5 | 9.8 | 237,788 | 205,507 | 443,295 |
| **20-24** | 5.1 | 4.7 | 9.8 | 231,878 | 213,691 | 445,569 |
| **25-29** | 3.9 | 4.2 | 8.1 | 177,318 | 190,958 | 368,276 |
| **30-34** | 3.5 | 3.8 | 7.4 | 160,950 | 173,681 | 334,631 |
| **35-39** | 3.0 | 3.7 | 6.7 | 136,399 | 168,225 | 304,623 |
| **40-44** | 2.7 | 3.5 | 6.2 | 124,123 | 159,132 | 283,254 |
| **45-49** | 2.5 | 3.0 | 5.6 | 115,029 | 136,399 | 251,428 |
| **50-54** | 2.2 | 2.5 | 4.8 | 101,390 | 113,665 | 215,055 |
| **55-59** | 1.8 | 2.0 | 3.8 | 81,839 | 90,932 | 172,771 |
| **60-64** | 1.7 | 2.0 | 3.7 | 77,293 | 90,932 | 168,225 |
| **65-69** | 1.6 | 1.7 | 3.2 | 72,746 | 77,293 | 150,038 |
| **70-74** | 1.4 | 1.4 | 2.8 | 63,653 | 63,653 | 127,305 |
| **75-79** | 1.0 | 0.9 | 1.9 | 45,466 | 40,920 | 86,386 |
| **80-84** | 0.6 | 0.6 | 1.2 | 27,280 | 27,280 | 54,559 |
| **85+** | 0.3 | 0.2 | 0.5 | 13,640 | 9,093 | 22,733 |
| ***Total*** | ***49.4*** | ***50.6*** | ***100*** | ***2,246,484*** | ***2,300,134*** | ***4,546,618*** |

**Excluding Palestinian camps and Syrian refugees.*

*Source: Population estimate based on latest baseline data and age proportions available from the Central Administration of Statistics (CAS).*

# *Table B.4: Resident population* distribution by age group and Qada, 2019*

| Qada | % | 0-4 | 5-9 | 10-14 | 15-19 | 20-24 | 25-29 | 30-34 | 35-39 | 40-44 | 45-49 | 50-54 | 55-59 | 60-64 | 65-69 | 70-74 | 75-79 | 80-84 | 85+ | Total |
|---|---|---|---|---|---|---|---|---|---|---|---|---|---|---|---|---|---|---|---|---|
| ***Aakkar*** | **7.45** | 23,379 | 28,123 | 31,850 | 33,036 | 33,205 | 27,445 | 24,938 | 22,701 | 21,109 | 18,737 | 16,027 | 12,875 | 12,537 | 11,181 | 9,487 | 6,438 | 4,066 | 1,694 | **338,827** |
| ***Minieh-Danniyeh*** | **3.41** | 10,688 | 12,857 | 14,561 | 15,103 | 15,180 | 12,547 | 11,401 | 10,378 | 9,650 | 8,566 | 7,327 | 5,886 | 5,731 | 5,112 | 4,337 | 2,943 | 1,859 | 775 | **154,903** |
| ***Tripoli*** | **6.76** | 21,222 | 25,528 | 28,911 | 29,988 | 30,142 | 24,913 | 22,637 | 20,607 | 19,161 | 17,008 | 14,548 | 11,688 | 11,380 | 10,150 | 8,612 | 5,844 | 3,691 | 1,538 | **307,567** |
| ***Zgharta*** | **1.50** | 4,718 | 5,676 | 6,428 | 6,667 | 6,702 | 5,539 | 5,033 | 4,582 | 4,260 | 3,782 | 3,235 | 2,599 | 2,530 | 2,257 | 1,915 | 1,299 | 821 | 342 | **68,383** |
| ***Koura*** | **1.33** | 4,159 | 5,002 | 5,665 | 5,876 | 5,906 | 4,882 | 4,436 | 4,038 | 3,755 | 3,333 | 2,851 | 2,290 | 2,230 | 1,989 | 1,688 | 1,145 | 723 | 301 | **60,268** |
| ***Bcharreh*** | **0.59** | 1,861 | 2,239 | 2,535 | 2,630 | 2,643 | 2,185 | 1,985 | 1,807 | 1,680 | 1,491 | 1,276 | 1,025 | 998 | 890 | 755 | 512 | 324 | 135 | **26,970** |
| ***Batroun*** | **1.02** | 3,195 | 3,843 | 4,352 | 4,514 | 4,538 | 3,750 | 3,408 | 3,102 | 2,885 | 2,561 | 2,190 | 1,759 | 1,713 | 1,528 | 1,296 | 880 | 556 | 232 | **46,302** |
| | **22.07** | | | | | | | | | | | | | | | | | | | |
| ***Hermel*** | **1.47** | 4,609 | 5,544 | 6,279 | 6,513 | 6,546 | 5,411 | 4,916 | 4,476 | 4,162 | 3,694 | 3,160 | 2,538 | 2,472 | 2,204 | 1,870 | 1,269 | 802 | 334 | **66,799** |
| ***Baalbek*** | **6.23** | 19,530 | 23,493 | 26,606 | 27,597 | 27,739 | 22,927 | 20,832 | 18,964 | 17,634 | 15,652 | 13,388 | 10,756 | 10,473 | 9,341 | 7,925 | 5,378 | 3,397 | 1,415 | **283,047** |
| ***Zahleh*** | **3.95** | 12,406 | 14,923 | 16,900 | 17,530 | 17,620 | 14,563 | 13,233 | 12,046 | 11,201 | 9,943 | 8,504 | 6,832 | 6,652 | 5,933 | 5,034 | 3,416 | 2,158 | 899 | **179,792** |
| ***Rachaiya*** | **0.89** | 2,785 | 3,350 | 3,794 | 3,935 | 3,956 | 3,269 | 2,971 | 2,704 | 2,515 | 2,232 | 1,909 | 1,534 | 1,493 | 1,332 | 1,130 | 767 | 484 | 202 | **40,363** |
| ***West Beqaa*** | **2.03** | 6,368 | 7,661 | 8,676 | 8,999 | 9,045 | 7,476 | 6,793 | 6,184 | 5,750 | 5,104 | 4,366 | 3,507 | 3,415 | 3,046 | 2,584 | 1,754 | 1,108 | 461 | **92,297** |
| | **14.57** | | | | | | | | | | | | | | | | | | | |
| ***Nabatiyeh*** | **3.05** | 9,554 | 11,492 | 13,015 | 13,500 | 13,569 | 11,215 | 10,191 | 9,277 | 8,626 | 7,657 | 6,549 | 5,261 | 5,123 | 4,569 | 3,877 | 2,631 | 1,661 | 692 | **138,458** |
| ***Hasbaiya*** | **0.74** | 2,320 | 2,790 | 3,160 | 3,278 | 3,295 | 2,723 | 2,474 | 2,252 | 2,094 | 1,859 | 1,590 | 1,277 | 1,244 | 1,109 | 941 | 639 | 403 | 168 | **33,618** |
| ***Marjaayoun*** | **1.81** | 5,693 | 6,849 | 7,756 | 8,045 | 8,086 | 6,684 | 6,073 | 5,528 | 5,141 | 4,563 | 3,903 | 3,136 | 3,053 | 2,723 | 2,310 | 1,568 | 990 | 413 | **82,514** |
| ***Bent Jbayl*** | **2.30** | 7,229 | 8,696 | 9,848 | 10,215 | 10,267 | 8,486 | 7,711 | 7,019 | 6,527 | 5,794 | 4,955 | 3,981 | 3,876 | 3,457 | 2,933 | 1,991 | 1,257 | 524 | **104,766** |
| | **7.90** | | | | | | | | | | | | | | | | | | | |
| ***Saida*** | **5.50** | 17,268 | 20,772 | 23,525 | 24,401 | 24,526 | 20,271 | 18,419 | 16,768 | 15,591 | 13,840 | 11,837 | 9,510 | 9,260 | 8,259 | 7,007 | 4,755 | 3,003 | 1,251 | **250,263** |
| ***Sour*** | **5.53** | 17,360 | 20,882 | 23,650 | 24,530 | 24,656 | 20,379 | 18,517 | 16,857 | 15,674 | 13,913 | 11,900 | 9,561 | 9,309 | 8,303 | 7,045 | 4,780 | 3,019 | 1,258 | **251,594** |
| ***Jezzine*** | **0.65** | 2,039 | 2,453 | 2,778 | 2,881 | 2,896 | 2,394 | 2,175 | 1,980 | 1,841 | 1,634 | 1,398 | 1,123 | 1,093 | 975 | 827 | 561 | 355 | 148 | **29,551** |
| | **11.69** | | | | | | | | | | | | | | | | | | | |
| ***Jbayl*** | **2.07** | 6,493 | 7,810 | 8,846 | 9,175 | 9,222 | 7,622 | 6,926 | 6,305 | 5,863 | 5,204 | 4,451 | 3,576 | 3,482 | 3,105 | 2,635 | 1,788 | 1,129 | 471 | **94,102** |
| ***Keserwan*** | **3.73** | 11,698 | 14,072 | 15,936 | 16,530 | 16,615 | 13,732 | 12,478 | 11,359 | 10,562 | 9,375 | 8,019 | 6,442 | 6,273 | 5,595 | 4,747 | 3,221 | 2,034 | 848 | **169,536** |
| ***Matn*** | **10.69** | 33,543 | 40,349 | 45,697 | 47,398 | 47,641 | 39,377 | 35,780 | 32,571 | 30,286 | 26,883 | 22,994 | 18,473 | 17,987 | 16,043 | 13,612 | 9,237 | 5,834 | 2,431 | **486,137** |
| ***Baabda*** | **10.80** | 33,885 | 40,761 | 46,163 | 47,882 | 48,127 | 39,779 | 36,144 | 32,903 | 30,595 | 27,157 | 23,229 | 18,662 | 18,170 | 16,206 | 13,751 | 9,331 | 5,893 | 2,455 | **491,093** |
| ***Aaley*** | **3.13** | 9,823 | 11,816 | 13,382 | 13,880 | 13,952 | 11,531 | 10,478 | 9,538 | 8,869 | 7,873 | 6,734 | 5,410 | 5,267 | 4,698 | 3,986 | 2,705 | 1,708 | 712 | **142,363** |
| ***Chouf*** | **4.08** | 12,798 | 15,395 | 17,435 | 18,084 | 18,177 | 15,024 | 13,651 | 12,427 | 11,555 | 10,257 | 8,773 | 7,048 | 6,863 | 6,121 | 5,193 | 3,524 | 2,226 | 927 | **185,481** |
| | **34.50** | | | | | | | | | | | | | | | | | | | |
| ***Beirut*** | **9.27** | 29,092 | 34,995 | 39,633 | 41,108 | 41,319 | 34,152 | 31,032 | 28,249 | 26,267 | 23,316 | 19,943 | 16,022 | 15,600 | 13,914 | 11,805 | 8,011 | 5,059 | 2,108 | **421,624** |
| | **9.27** | | | | | | | | | | | | | | | | | | | |
| ***Total*** | ***100*** | ***313,717*** | ***377,369*** | ***427,382*** | ***443,295*** | ***445,569*** | ***368,276*** | ***334,631*** | ***304,623*** | ***283,254*** | ***251,428*** | ***215,055*** | ***172,771*** | ***168,225*** | ***150,038*** | ***127,305*** | ***86,386*** | ***54,559*** | ***22,733*** | ***4,546,618*** |

**Excluding Palestinian camps and Syrian refugees.*

*Source: Population estimate based on latest baseline data and age proportions available from the Central Administration of Statistics (CAS).*

## *Table B.5: Resident population* distribution by Mohafaza and Qada, 2010-2019*

| Mohafaza | Qada | Percent of Total Population, 2010 | Population 2010 | Population 2011 | Population 2012 | Population 2013 | Population 2014 | Population 2015 | Population 2016 | Population 2017 | Population 2018 | Population 2019 | Percent of Total Population, 2019 |
|---|---|---|---|---|---|---|---|---|---|---|---|---|---|
| North | Aakkar | 6.30 | 249,642 | 258,788 | 268,191 | 277,260 | 286,866 | 296,757 | 306,733 | 317,798 | 328,566 | 338,827 | 7.45 |
| | Minieh-Danniyeh | 3.07 | 121,722 | 125,429 | 129,116 | 132,482 | 136,249 | 139,887 | 143,897 | 148,010 | 151,570 | 154,903 | 3.41 |
| | Tripoli | 6.74 | 267,159 | 272,162 | 276,827 | 280,993 | 285,081 | 289,136 | 293,571 | 298,159 | 303,220 | 307,567 | 6.76 |
| | Zgharta | 1.48 | 58,479 | 60,331 | 61,570 | 62,520 | 63,437 | 64,458 | 65,555 | 66,445 | 67,474 | 68,383 | 1.50 |
| | Koura | 1.42 | 56,384 | 57,186 | 57,629 | 57,679 | 57,839 | 58,138 | 58,734 | 59,330 | 59,865 | 60,268 | 1.33 |
| | Bcharreh | 0.54 | 21,559 | 22,626 | 23,587 | 24,139 | 24,686 | 25,070 | 25,370 | 26,137 | 26,582 | 26,970 | 0.59 |
| | Batroun | 1.05 | 41,793 | 42,569 | 43,108 | 43,603 | 44,166 | 44,662 | 45,094 | 45,495 | 45,983 | 46,302 | 1.02 |
| **Total** | | **20.62** | **816,739** | **839,092** | **860,029** | **878,677** | **898,325** | **918,109** | **938,955** | **961,375** | **983,261** | **1,003,221** | **22.07** |
| Beqaa | Hermel | 1.34 | 53,052 | 54,577 | 56,212 | 57,541 | 58,854 | 60,297 | 61,955 | 63,654 | 65,245 | 66,799 | 1.47 |
| | Baalbek | 5.51 | 218,285 | 226,566 | 231,648 | 240,242 | 247,533 | 254,375 | 261,928 | 269,039 | 275,787 | 283,047 | 6.23 |
| | Zahleh | 3.90 | 154,642 | 157,894 | 160,925 | 163,841 | 166,841 | 169,903 | 172,950 | 175,180 | 177,467 | 179,792 | 3.95 |
| | Rachaiya | 0.82 | 32,617 | 33,657 | 34,466 | 35,107 | 36,020 | 36,751 | 37,629 | 38,492 | 39,528 | 40,363 | 0.89 |
| | West Beqaa | 1.89 | 74,709 | 76,917 | 78,916 | 80,803 | 82,684 | 84,408 | 86,501 | 88,514 | 90,489 | 92,297 | 2.03 |
| **Total** | | **13.46** | **533,305** | **549,611** | **562,167** | **577,534** | **591,932** | **605,734** | **620,963** | **634,879** | **648,516** | **662,298** | **14.57** |
| Nabatiyeh | Nabatiyeh | 2.95 | 116,703 | 117,871 | 119,214 | 120,352 | 122,345 | 125,176 | 128,345 | 131,451 | 135,320 | 138,458 | 3.05 |
| | Hasbaiya | 0.66 | 26,070 | 26,944 | 27,988 | 28,866 | 29,685 | 30,463 | 31,266 | 32,076 | 32,843 | 33,618 | 0.74 |
| | Marjaayoun | 1.51 | 59,676 | 63,037 | 66,441 | 68,771 | 71,128 | 73,349 | 75,739 | 78,085 | 80,377 | 82,514 | 1.81 |
| | Bent Jbayl | 1.90 | 75,237 | 79,038 | 82,345 | 85,512 | 88,444 | 91,279 | 94,453 | 97,493 | 101,716 | 104,766 | 2.30 |
| **Total** | | **7.01** | **277,686** | **286,890** | **295,988** | **303,501** | **311,602** | **320,267** | **329,803** | **339,105** | **350,256** | **359,356** | **7.90** |
| South | Saida | 5.31 | 210,190 | 217,616 | 224,624 | 230,653 | 235,037 | 237,979 | 241,017 | 244,030 | 246,994 | 250,263 | 5.50 |
| | Sour | 5.34 | 211,601 | 216,368 | 221,040 | 225,539 | 230,247 | 234,509 | 238,789 | 243,198 | 247,251 | 251,594 | 5.53 |
| | Jezzine | 0.64 | 25,178 | 25,826 | 26,380 | 26,860 | 27,346 | 27,775 | 28,189 | 28,698 | 29,126 | 29,551 | 0.65 |
| **Total** | | **11.28** | **446,969** | **459,810** | **472,044** | **483,052** | **492,630** | **500,263** | **507,995** | **515,926** | **523,371** | **531,408** | **11.69** |
| Mount Lebanon | Jbayl | 2.19 | 86,659 | 87,770 | 88,650 | 89,591 | 90,432 | 91,179 | 92,016 | 92,648 | 93,485 | 94,102 | 2.07 |
| | Keserwan | 4.15 | 164,489 | 165,216 | 165,875 | 166,480 | 167,039 | 167,584 | 168,176 | 168,678 | 169,143 | 169,536 | 3.73 |
| | Matn | 12.10 | 479,510 | 480,197 | 480,936 | 481,535 | 482,535 | 483,352 | 484,138 | 484,869 | 485,632 | 486,137 | 10.69 |
| | Baabda | 12.15 | 481,423 | 482,690 | 483,777 | 484,861 | 486,312 | 487,166 | 488,417 | 489,226 | 489,945 | 491,093 | 10.80 |
| | Aaley | 3.34 | 132,503 | 133,651 | 134,791 | 135,865 | 137,065 | 138,099 | 139,254 | 140,320 | 141,405 | 142,363 | 3.13 |
| | Chouf | 4.14 | 164,074 | 166,799 | 169,331 | 171,794 | 174,181 | 176,401 | 178,744 | 181,176 | 183,364 | 185,481 | 4.08 |
| **Total** | | **38.08** | **1,508,658** | **1,516,323** | **1,523,360** | **1,530,126** | **1,537,564** | **1,543,781** | **1,550,745** | **1,556,917** | **1,562,974** | **1,568,712** | **34.50** |
| Beirut | Beirut | 9.55 | 378,464 | 384,725 | 390,238 | 394,880 | 399,304 | 403,381 | 407,453 | 412,512 | 417,012 | 421,624 | 9.27 |
| **Total** | | **9.55** | **378,464** | **384,725** | **390,238** | **394,880** | **399,304** | **403,381** | **407,453** | **412,512** | **417,012** | **421,624** | **9.27** |
| **Total Population** | | ***100*** | ***3,961,820*** | ***4,036,450*** | ***4,103,825*** | ***4,167,769*** | ***4,231,356*** | ***4,291,534*** | ***4,355,913*** | ***4,420,713*** | ***4,485,389*** | ***4,546,618*** | ***100*** |

**Excluding Palestinian camps and Syrian refugees.*

*Source: Population estimate based on latest baseline data and age proportions available from the Central Administration of Statistics (CAS) in addition to birth and death records available from the Ministry of Interior.*

*Table B.6: Resident population distribution by age group, Qada and Nationality, 2019*

| Qada | Lebanese Residents | | | | | | | Non-Lebanese* Residents | | | | | | |
|---|---|---|---|---|---|---|---|---|---|---|---|---|---|---|
| | 0-4 | 5-9 | 10-14 | <15years | >65years | Active Population** | Total Population | 0-4 | 5-9 | 10-14 | <15years | >65years | Active Population** | Total Population |
| **Aakkar** | 23,379 | 28,123 | 31,850 | 83,351 | 32,866 | 222,609 | 338,827 | 22,178 | 23,587 | 19,417 | 65,182 | 3,120 | 84,742 | 153,044 |
| **Minieh-Danniyeh** | 10,688 | 12,857 | 14,561 | 38,106 | 15,026 | 101,771 | 154,903 | 10,146 | 11,618 | 9,655 | 31,419 | 1,917 | 44,817 | 78,153 |
| **Tripoli** | 21,222 | 25,528 | 28,911 | 75,662 | 29,834 | 202,072 | 307,567 | 5,644 | 7,433 | 6,197 | 19,274 | 2,696 | 29,790 | 51,760 |
| **Zgharta** | 4,718 | 5,676 | 6,428 | 16,822 | 6,633 | 44,928 | 68,383 | 2,421 | 2,900 | 2,170 | 7,491 | 93 | 7,289 | 14,873 |
| **Koura** | 4,159 | 5,002 | 5,665 | 14,826 | 5,846 | 39,596 | 60,268 | 2,259 | 2,766 | 2,022 | 7,047 | 90 | 7,403 | 14,540 |
| **Bcharreh** | 1,861 | 2,239 | 2,535 | 6,635 | 2,616 | 17,719 | 26,970 | 239 | 368 | 236 | 843 | 4 | 768 | 1,615 |
| **Batroun** | 3,195 | 3,843 | 4,352 | 11,390 | 4,491 | 30,421 | 46,302 | 1,443 | 2,200 | 1,643 | 5,286 | 48 | 4,988 | 10,322 |
| **Hermel** | 4,609 | 5,544 | 6,279 | 16,433 | 6,479 | 43,887 | 66,799 | 968 | 1,325 | 1,077 | 3,370 | 62 | 3,200 | 6,632 |
| **Baalbek** | 19,530 | 23,493 | 26,606 | 69,629 | 27,456 | 185,962 | 283,047 | 19,725 | 21,368 | 18,013 | 59,106 | 1,937 | 63,695 | 124,738 |
| **Zahleh** | 12,406 | 14,923 | 16,900 | 44,229 | 17,440 | 118,123 | 179,792 | 26,229 | 30,217 | 24,404 | 80,850 | 2,417 | 81,997 | 165,264 |
| **Rachaiya** | 2,785 | 3,350 | 3,794 | 9,929 | 3,915 | 26,519 | 40,363 | 1,046 | 1,393 | 1,189 | 3,628 | 48 | 3,980 | 7,656 |
| **West Beqaa** | 6,368 | 7,661 | 8,676 | 22,705 | 8,953 | 60,639 | 92,297 | 9,579 | 11,396 | 9,433 | 30,408 | 731 | 31,437 | 62,576 |
| **Nabatiyeh** | 9,554 | 11,492 | 13,015 | 34,061 | 13,430 | 90,967 | 138,458 | 3,287 | 5,036 | 4,109 | 12,432 | 1,023 | 18,755 | 32,210 |
| **Hasbaiya** | 2,320 | 2,790 | 3,160 | 8,270 | 3,261 | 22,087 | 33,618 | 496 | 738 | 534 | 1,768 | 30 | 1,820 | 3,618 |
| **Marjaayoun** | 5,693 | 6,849 | 7,756 | 20,298 | 8,004 | 54,212 | 82,514 | 1,344 | 1,625 | 1,228 | 4,197 | 199 | 4,682 | 9,078 |
| **Bent Jbayl** | 7,229 | 8,696 | 9,848 | 25,773 | 10,162 | 68,832 | 104,766 | 1,034 | 1,499 | 1,084 | 3,617 | 1,105 | 4,711 | 9,433 |
| **Saida** | 17,268 | 20,772 | 23,525 | 61,565 | 24,276 | 164,423 | 250,263 | 13,126 | 16,509 | 14,668 | 44,303 | 9,828 | 102,609 | 156,740 |
| **Sour** | 17,360 | 20,882 | 23,650 | 61,892 | 24,405 | 165,297 | 251,594 | 11,428 | 15,013 | 14,230 | 40,671 | 10,249 | 108,602 | 159,522 |
| **Jezzine** | 2,039 | 2,453 | 2,778 | 7,269 | 2,866 | 19,415 | 29,551 | 368 | 545 | 412 | 1,325 | 18 | 1,043 | 2,386 |
| **Jbayl** | 6,493 | 7,810 | 8,846 | 23,149 | 9,128 | 61,825 | 94,102 | 678 | 1,142 | 907 | 2,727 | 21 | 2,843 | 5,591 |
| **Keserwan** | 11,698 | 14,072 | 15,936 | 41,706 | 16,445 | 111,385 | 169,536 | 1,175 | 2,255 | 1,756 | 5,186 | 679 | 6,795 | 12,660 |
| **Matn** | 33,543 | 40,349 | 45,697 | 119,590 | 47,155 | 319,392 | 486,137 | 3,141 | 5,567 | 4,485 | 13,193 | 4,542 | 27,450 | 45,185 |
| **Baabda** | 33,885 | 40,761 | 46,163 | 120,809 | 47,636 | 322,648 | 491,093 | 11,226 | 17,714 | 14,463 | 43,403 | 7,216 | 82,484 | 133,103 |
| **Aaley** | 9,823 | 11,816 | 13,382 | 35,021 | 13,809 | 93,533 | 142,363 | 6,325 | 9,890 | 7,846 | 24,061 | 554 | 26,367 | 50,982 |
| **Chouf** | 12,798 | 15,395 | 17,435 | 45,628 | 17,992 | 121,861 | 185,481 | 6,185 | 8,987 | 7,085 | 22,257 | 475 | 24,610 | 47,342 |
| **Beirut** | 29,092 | 34,995 | 39,633 | 103,719 | 40,898 | 277,007 | 421,624 | 3,803 | 6,369 | 5,882 | 16,054 | 16,383 | 61,880 | 94,317 |
| **Total** | **313,717** | **377,369** | **427,382** | **1,118,468** | **441,022** | **2,987,128** | **4,546,618** | **165,493** | **209,460** | **174,145** | **549,098** | **65,485** | **838,757** | **1,453,340** |

**Registered Syrians and Palestinians*

***Active Population: Population between 15-65 years of age regardless of their employment status.*

*Sources:*
*-Lebanese Population estimate based on latest baseline data and age proportions available from the Central Administration of Statistics (CAS) in addition to birth and death records available from the Ministry of Interior*
*-Syrian population figures are those registered according to UNHCR*
*-Palestinians registered according to UNRWA*

***Graph B.1: Proportion of reported hospital deaths by age group and gender (N=18,544) , 2019***

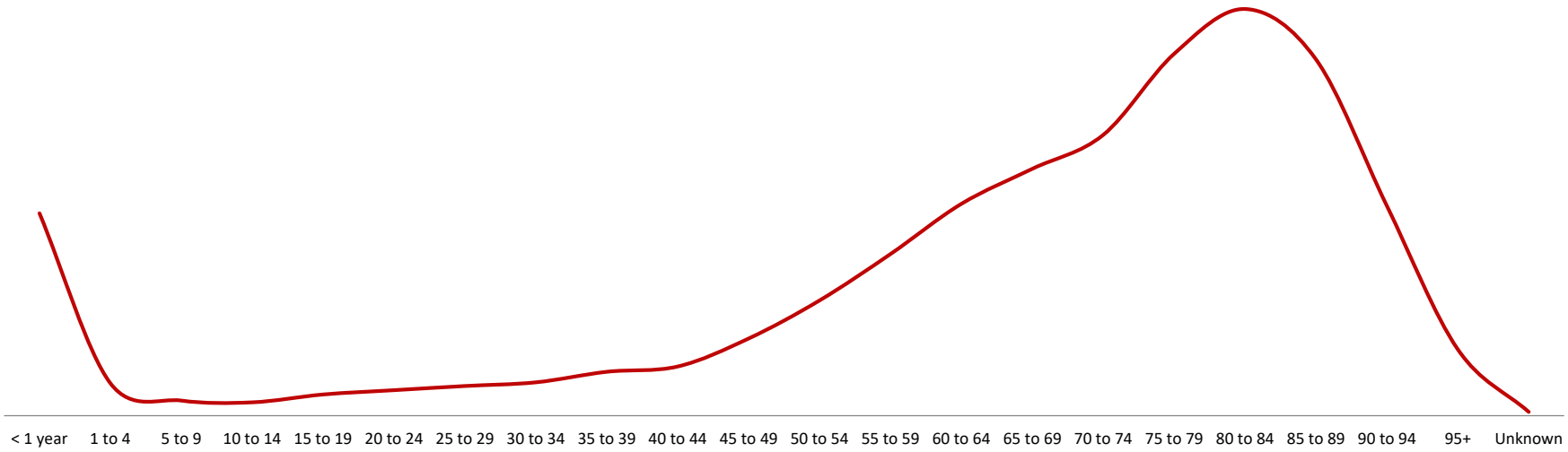


***Distribution of reported Lebanese hospital deaths by age group and gender (N=15,969), 2019***

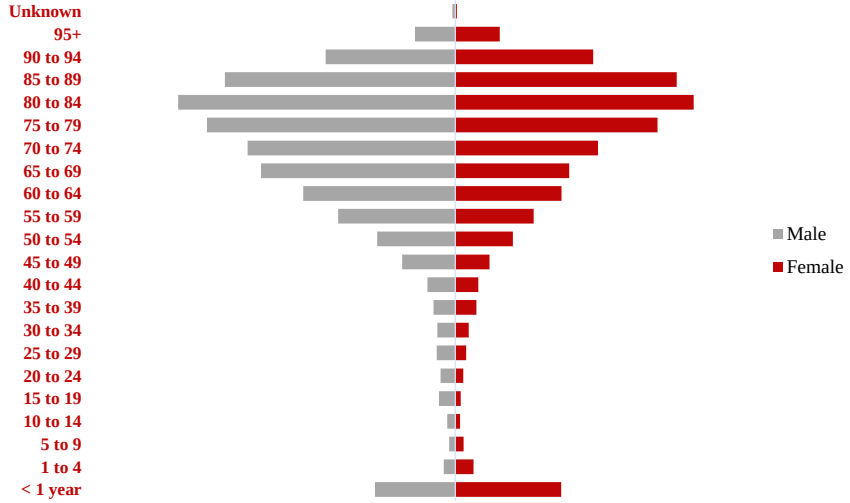


***Distribution of reported non-Lebanese hospital deaths by age group and gender (N=2,575), 2019***

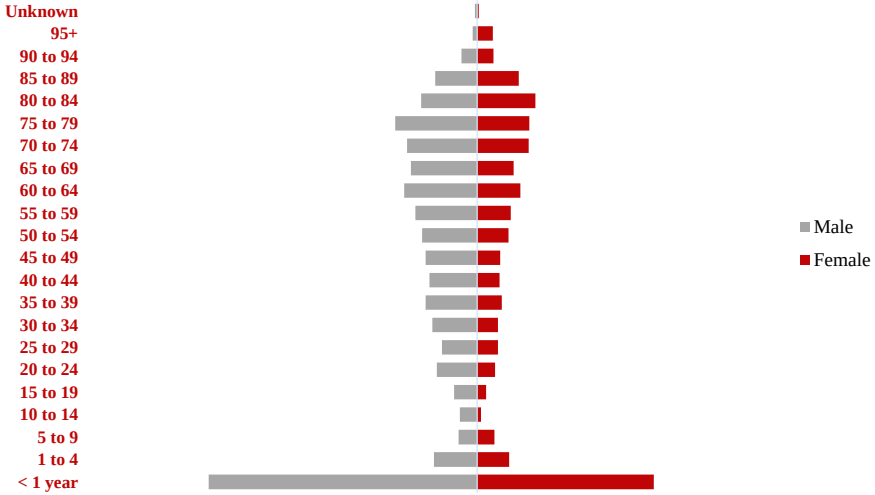


*Source: Hospital Mortality System (HMS), Statistics Department, MoPH (as at 11/08/2020)*

*Graph B.2: Reported hospital deaths by top ICD10 chapters (N=18,544), 2019*

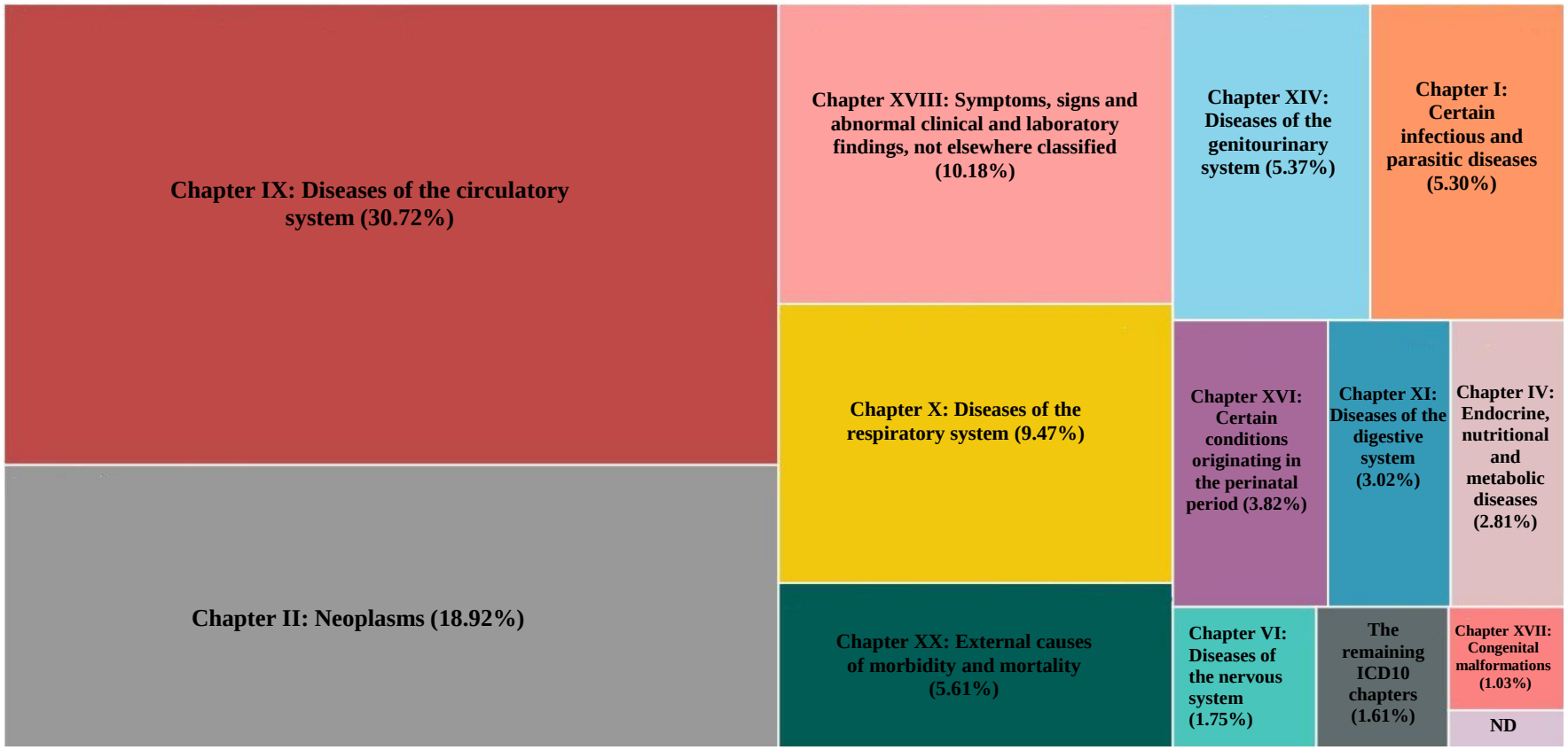


**The Underlying cause of death was selected using the IRIS software, a coding system based on international standards*

*Source: Hospital Mortality System (HMS), Statistics Department, MoPH (as at 11/08/2020)*

***Graph B.3: Proportion of reported hospital deaths by Qada of residence (N=18,544), 2019***

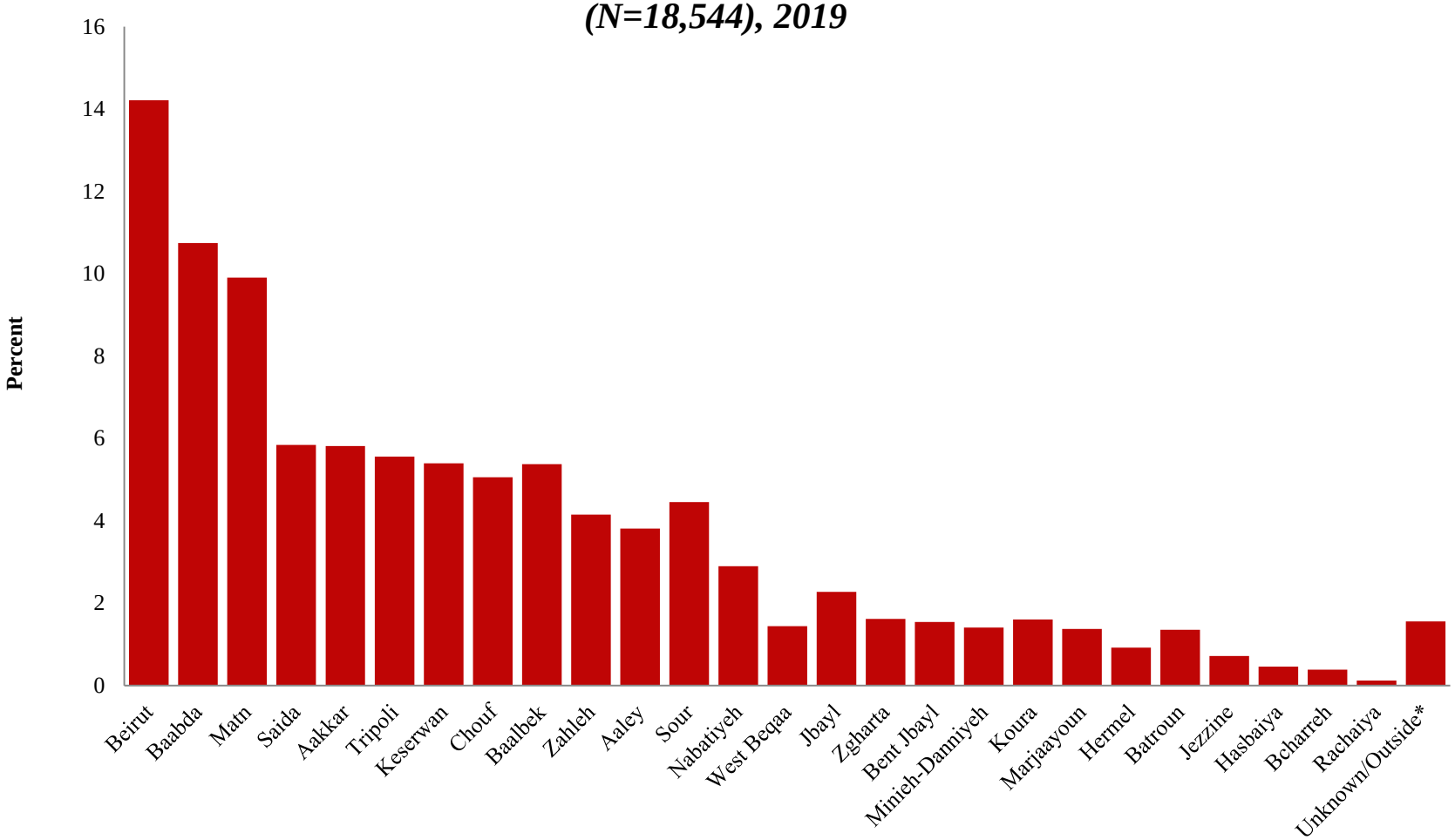


**Includes unknown Qada of residence and residence outside Lebanon*
*Source: Hospital Mortality System (HMS), Statistics Department, MoPH (as at 11/08/2020)*

## *Graph B.4: Top 10 cancers* by ICD10 3-character code, 2019*

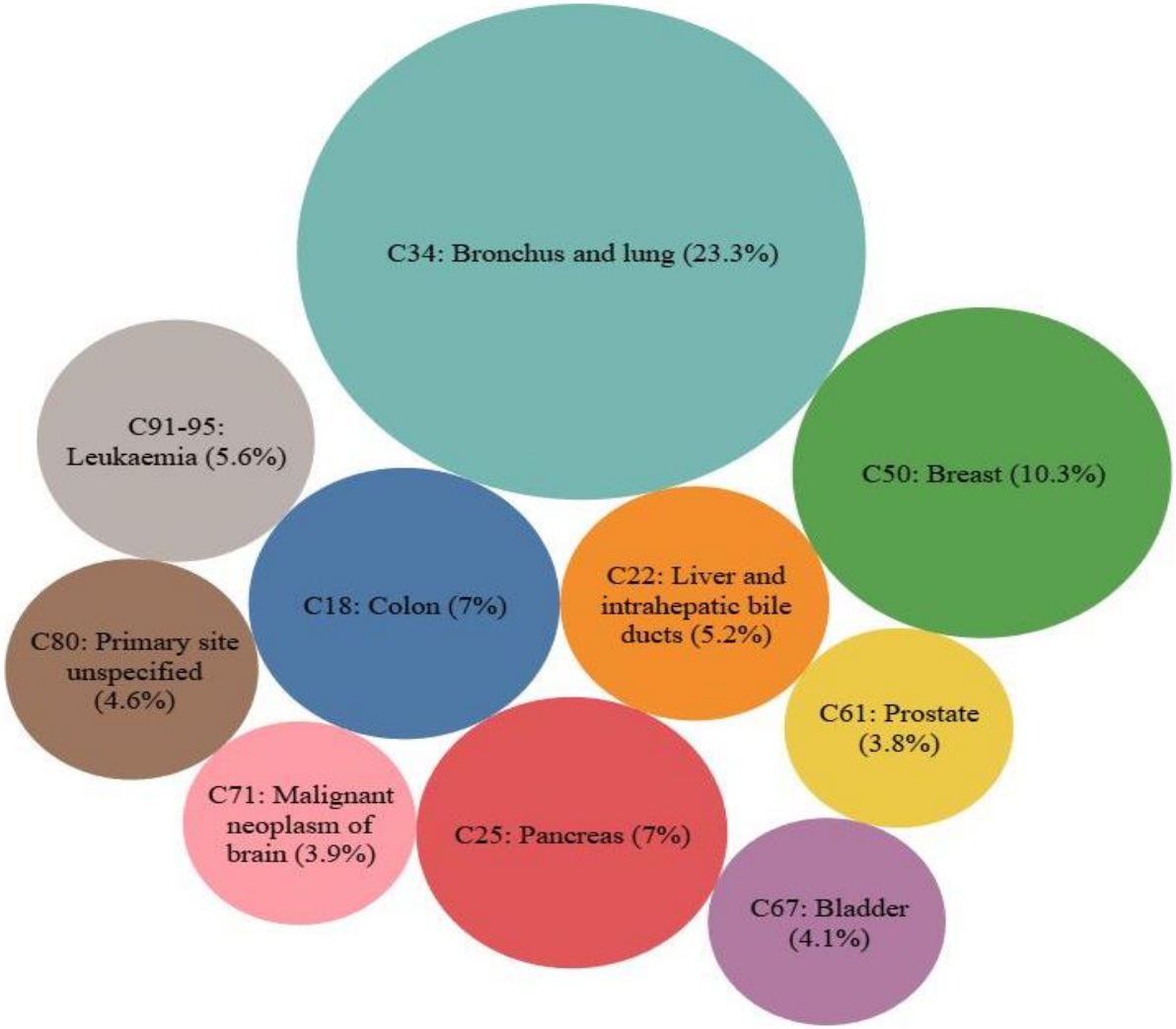


**The Underlying cause of death was selected using the IRIS software, a coding system based on international standards*

*Source: Hospital Mortality System (HMS), Statistics Department, MoPH (as at 11/08/2020)*

# *C-MoPH Services Utilization Data*

*Graph C.1: Hospitals contracting with MoPH by Mohafaza and type, 2019*

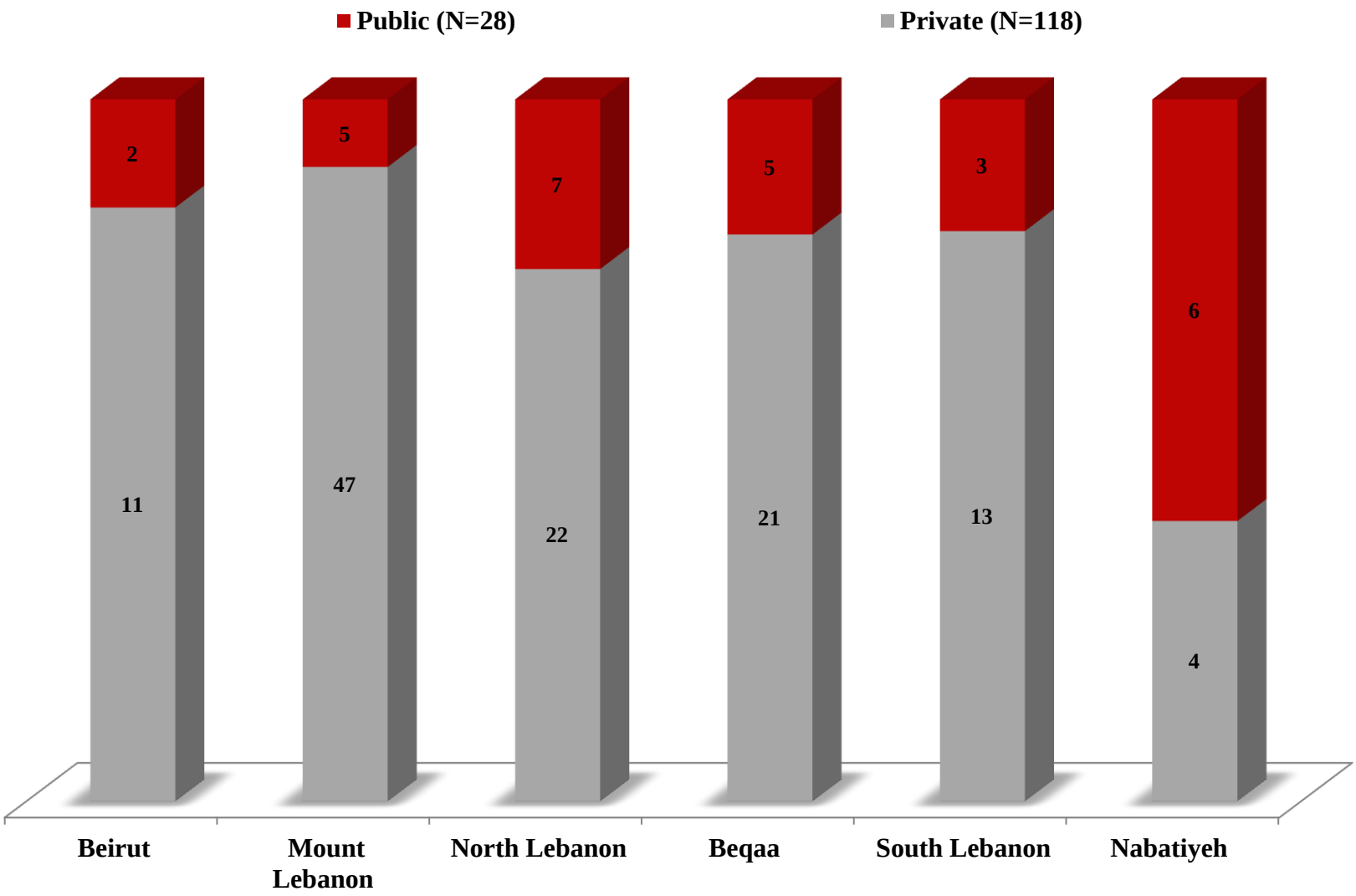


*Source: Hospital billing database, IT department, MoPH*
**Based on admission data (as at 20/05/2020)*

## *Graph C.2 : MoPH subsidized admissions by Mohafaza and type of hospital, 2019*

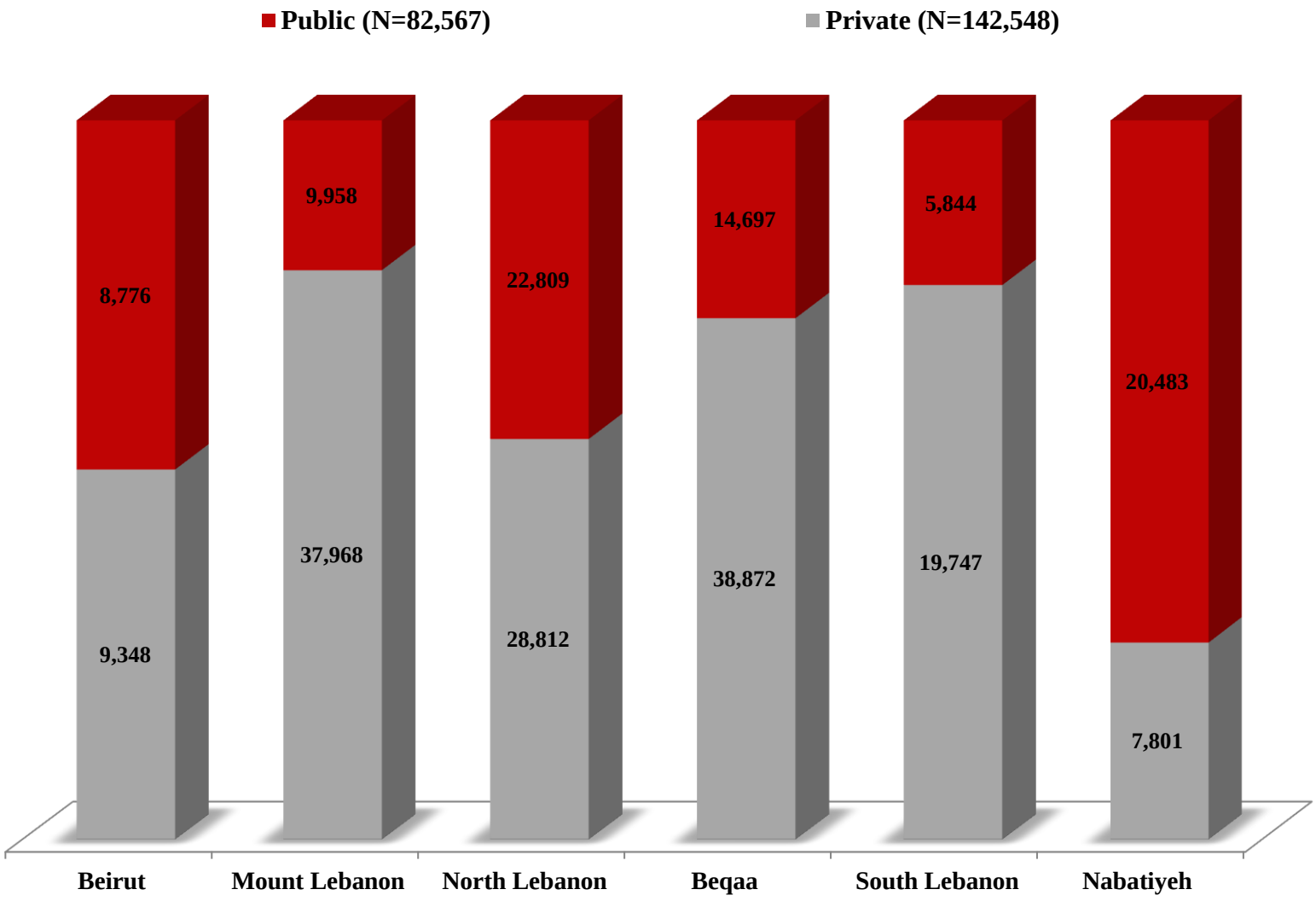


*Source: Hospital billing database, IT department, MoPH (as at 20/05/2020).*

## *Graph C.3: MoPH subsidized in-patients by Qada and type of hospital, 2019*

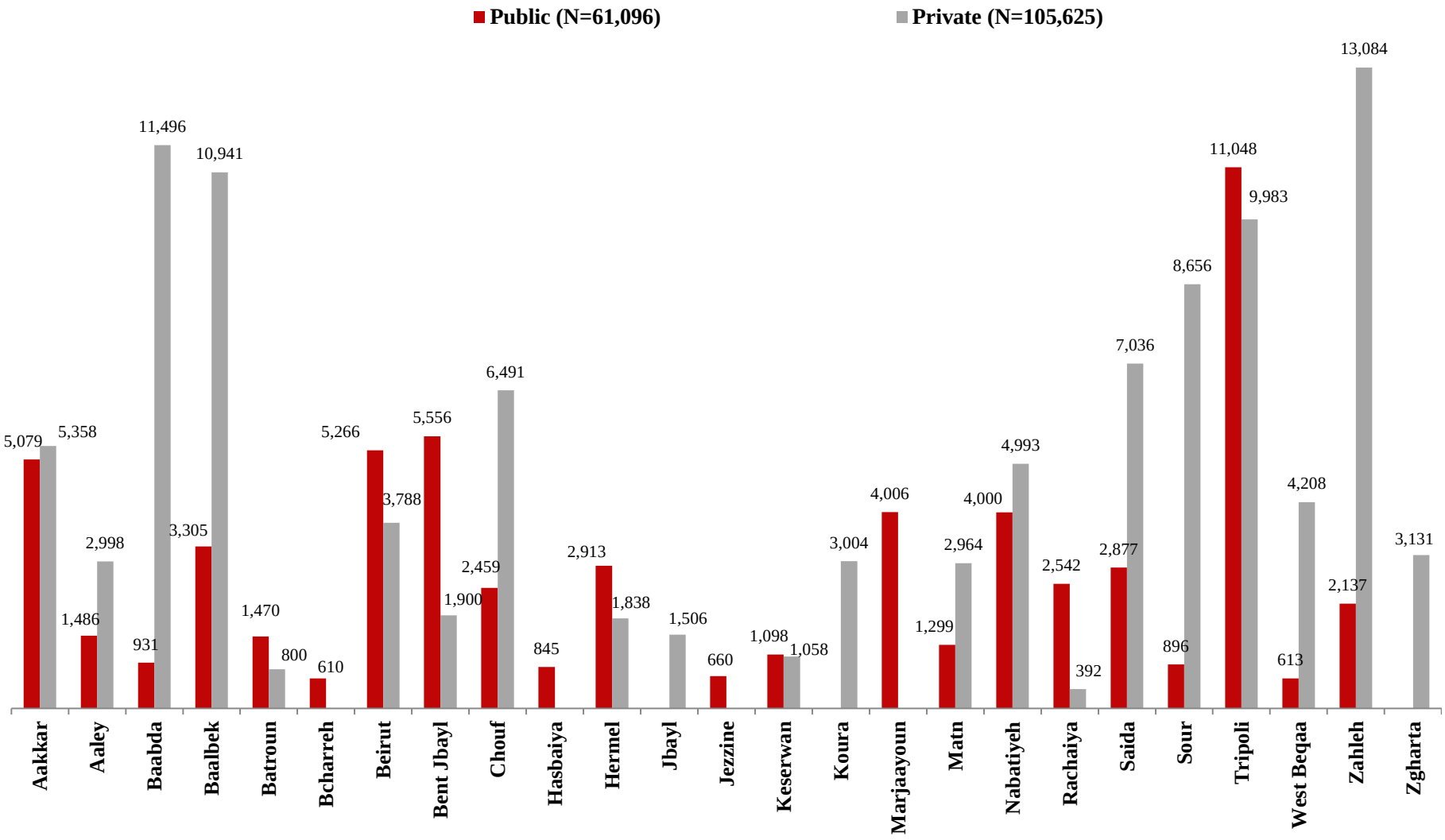


*Source: Hospital billing database, IT department, MoPH (as at 03/08/2020)*

## *Graph C.4: MoPH subsidized in-patients by Qada of hospital and Qada of origin, 2019*

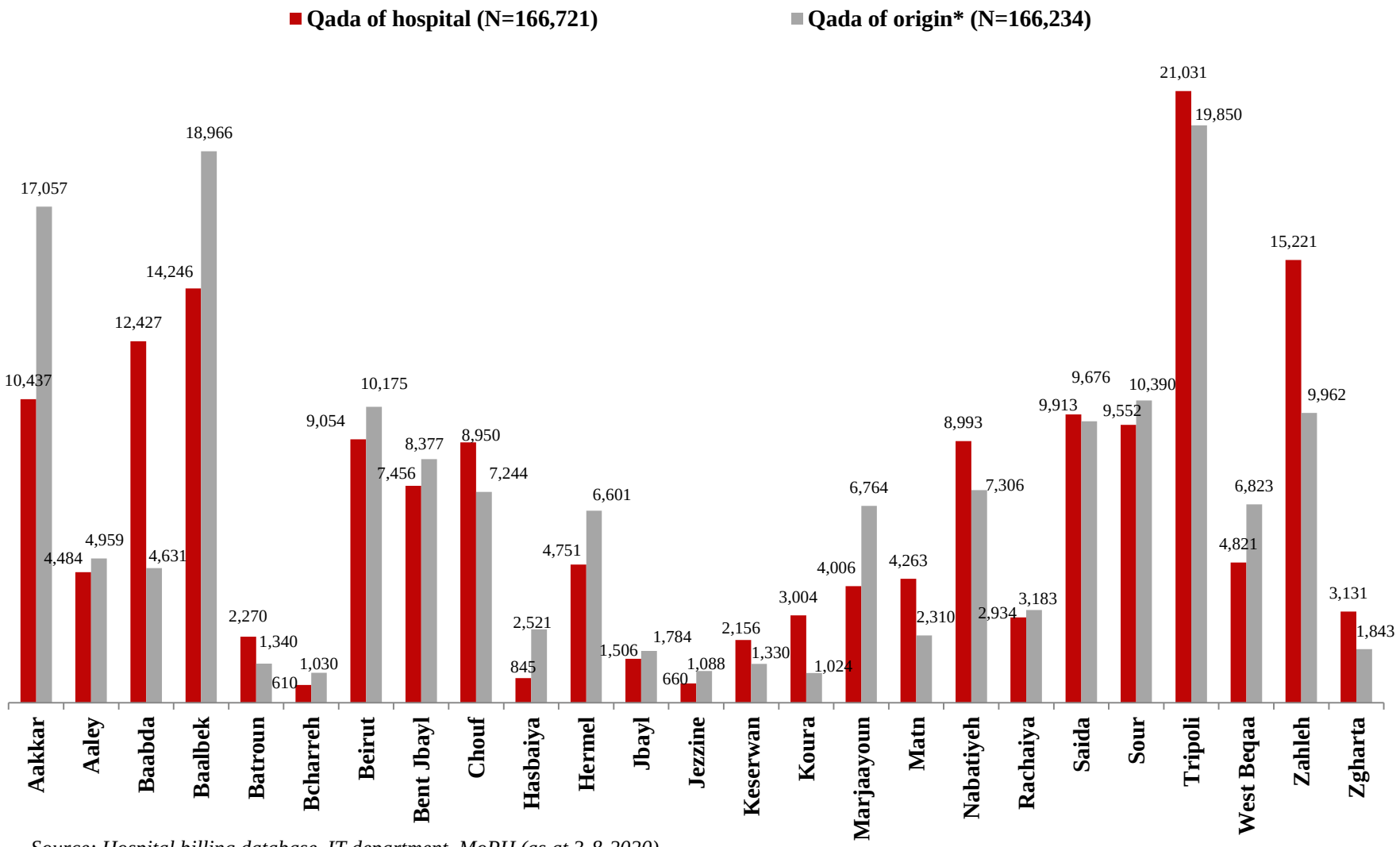


*Source: Hospital billing database, IT department, MoPH (as at 3-8-2020)*
** 286 Non-Lebanese and 201 Non-Registered and Under Registration*

## *Graph C.5: The evolution of MoPH subsidized admissions in public and private hospitals between 2009 and 2019*

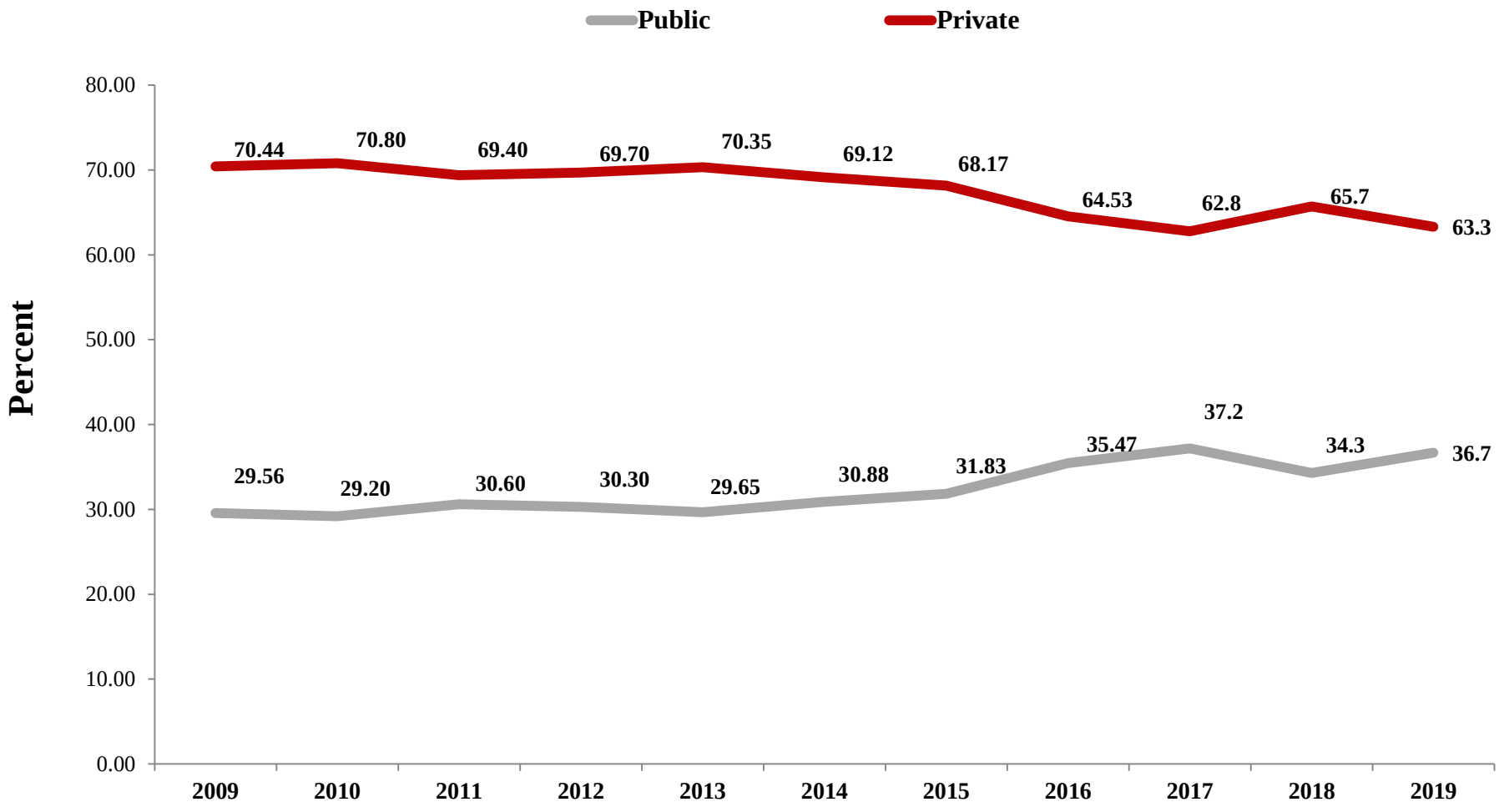


*Source: Hospital billing database, IT department, MoPH (as at 20/05/2020).*

## *Graph C.6: MoPH subsidized hospital cases* by ICD10 category of diagnosis, 2019 (N=320,253)*

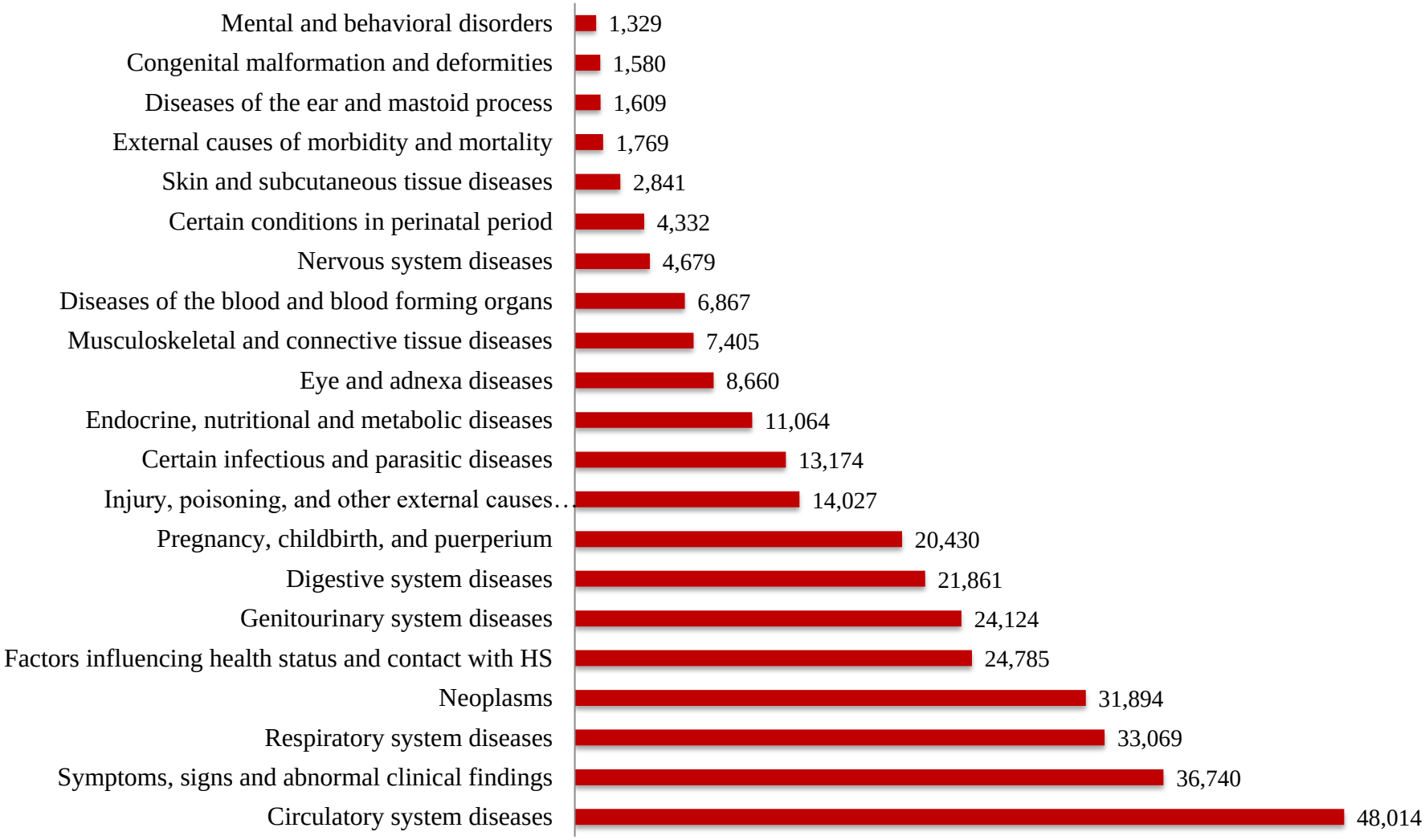


*Source: Hospital billing database, IT department, MoPH*

**Based on discharge data (as at 20/05/2020)*

***Graph C.7: MoPH subsidized hospital cases* by ICD10 category of diagnosis and gender, 2019 (N =320,253)***

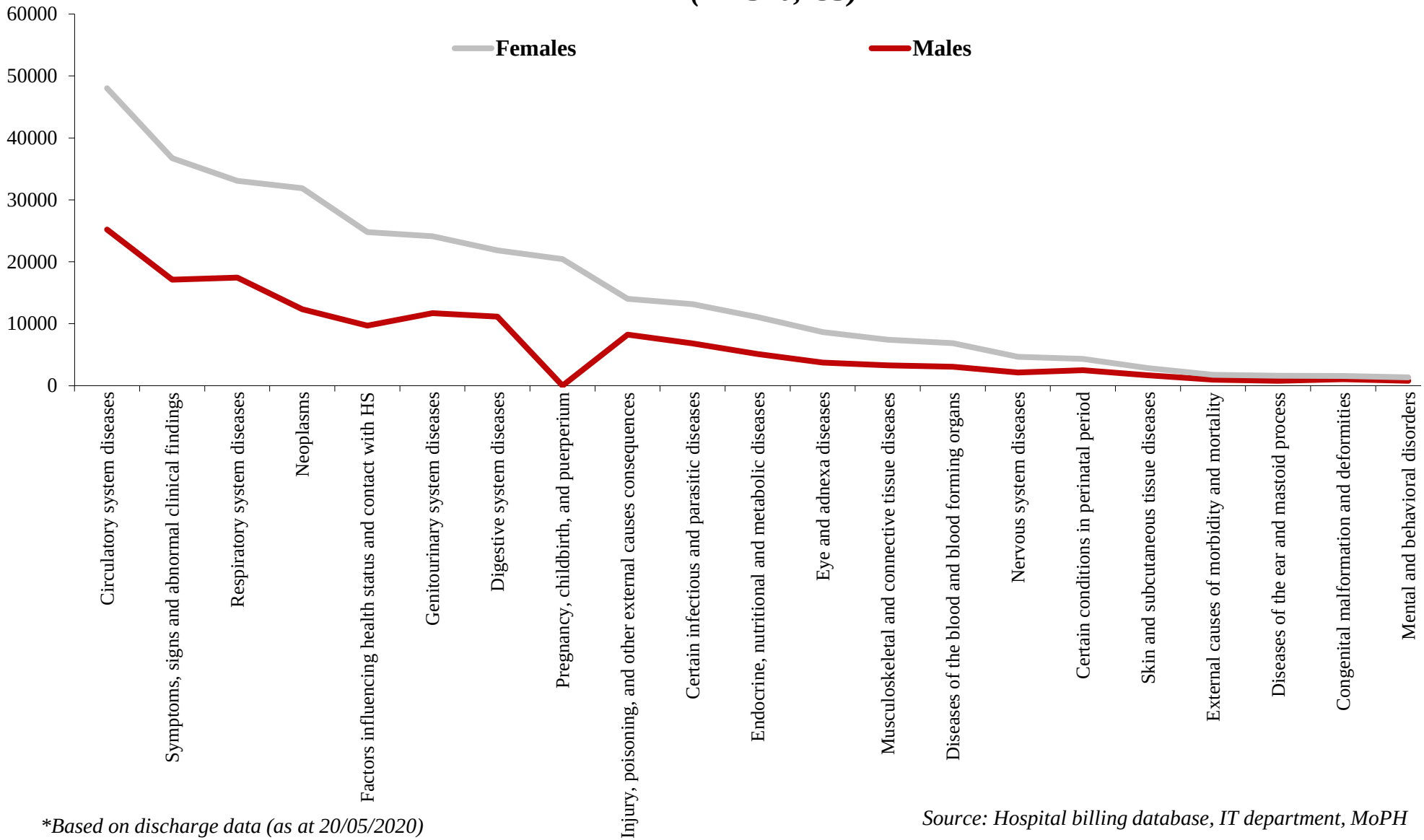


**Based on discharge data (as at 20/05/2020)*

*Source: Hospital billing database, IT department, MoPH*

*Table C.1: MoPH subsidized hospital cases* by category of diagnosis and gender, 2019*

| ICD10 | Codes | Description | M | F | T |
|---|---|---|---|---|---|
| **Chapter 1** | **A00-B99** | **Certain infectious and parasitic diseases** | **M** | **F** | **T** |
| | A00-A09 | Intestinal Infectious Diseases | 4,925 | 4,355 | **9,280** |
| | A15-A19 | Tuberculosis | 29 | 13 | **42** |
| | A20-A28 | Certain zoonotic bacterial diseases | 49 | 49 | **98** |
| | A30-A49 | Other bacterial diseases | 657 | 742 | **1,399** |
| | A50-A64 | Infections with a predominantly sexual mode of transmission | 13 | 12 | **25** |
| | A65-A69 | Other spirochaetal diseases | 2 | 3 | **5** |
| | A70-A74 | Other diseases caused by chlamydiae | 2 | 0 | **2** |
| | A75-A79 | Rickettsioses | 1 | 2 | **3** |
| | A80-A89 | Viral Infections of the CNS | 33 | 30 | **63** |
| | A90-A99 | Arthropod-borne viral fevers and viral hemorrhagic fevers | 1 | 2 | **3** |
| | B00-B09 | Viral Infections characterized by skin and mucous membrane lesions | 171 | 153 | **324** |
| | B15-B19 | Viral hepatitis | 136 | 76 | **212** |
| | B20-B24 | Human immunodeficiency virus[HIV] disease | 14 | 1 | **15** |
| | B25-B34 | Other viral diseases | 179 | 125 | **304** |
| | B35-B49 | Mycoses | 59 | 79 | **138** |
| | B50-B64 | Protozoal diseases | 44 | 14 | **58** |
| | B65-B83 | Helminthiases | 30 | 42 | **72** |
| | B85-B89 | Pediculosis, acariasis and other infestations | 6 | 3 | **9** |
| | B90-B94 | Sequelae of infectious and parasitic diseases | 4 | 5 | **9** |
| | B95-B97 | Bacterial, viral and other infectious agents | 454 | 616 | **1,070** |
| | B99 | Other infectious diseases | 18 | 25 | **43** |
| **Total** | | | **6,827** | **6,347** | **13,174** |
| | | | | | |
| **Chapter 2** | **C00-D48** | **Neoplasms** | **M** | **F** | **T** |
| | **C00-C97** | Malignant Neoplasms | **11,083** | **17,418** | **28,501** |
| | C00-C14.8 | Lip oral cavity and pharynx | 208 | 96 | **304** |
| | C15-C26.9 | Digestive organs | 1,858 | 1,839 | **3,697** |
| | C30-C39.9 | Respiratory and intrathoracic organs | 1,872 | 996 | **2,868** |
| | C40-C41.9 | Bone and articular cartilage | 106 | 114 | **220** |
| | C43-C44.9 | Melanoma and other malignant neoplasms of skin | 120 | 148 | **268** |
| | C45-C49.9 | Mesothelial and soft tissue | 138 | 144 | **282** |
| | C50-C50.9 | Breast | 126 | 7,970 | **8,096** |
| | C51-C58 | Female genital organs | 39 | 1,634 | **1,673** |
| | C60-C63.9 | Male genital organs | 837 | 22 | **859** |
| | C64-C68.9 | Urinary tract | 1,102 | 432 | **1,534** |
| | C69-C72.9 | Eye, brain and other parts of CNS | 378 | 143 | **521** |
| | C73-C75.9 | Thyroid and other endocrine glands | 110 | 189 | **299** |
| | C76-C80 | Ill-defined, secondary and unspecified sites | 617 | 887 | **1,504** |
| | C81-C96.9 | Lymphoid, haematopoietic and related tissue | 3,570 | 2,800 | **6,370** |
| | C97 | Independent (primary) multiple sites | 2 | 4 | **6** |
| | D00-D09 | In situ neoplasms | 79 | 97 | **176** |
| | D10-D36 | Benign neoplasms | 767 | 1,686 | **2,453** |
| | D37-D48 | Neoplasms of uncertain and unknown behavior | 426 | 338 | **764** |
| **Total** | | | **12,355** | **19,539** | **31,894** |

| ICD10 | Codes | Description | M | F | T |
|---|---|---|---|---|---|
| **Chapter 3** | **D50-D89** | **Diseases of the blood and blood forming organs and certain disorders involving the immune mechanism** | **M** | **F** | **T** |
| | D50-D53 | Nutritional anaemias | 433 | 973 | **1,406** |
| | D55-D59 | Haemolytic anaemias | 985 | 784 | **1,769** |
| | D60-D64 | Aplastic and other anaemias | 1,118 | 1,602 | **2,720** |
| | D65-D69 | Coagulation defects, purpura and other haemorrhagic conditions | 209 | 211 | **420** |
| | D70-D77 | Other diseases of the blood and blood forming organs | 221 | 169 | **390** |
| | D80-D89 | Certain disorders involving the immune mechanism | 106 | 56 | **162** |
| **Total** | | | **3,072** | **3,795** | **6,867** |
| | | | | | |
| **Chapter 4** | **E00-E90** | **Endocrine, nutritional and metabolic diseases** | **M** | **F** | **T** |
| | E00-E07 | Disorders of thyroid gland | 233 | 1,013 | **1,246** |
| | E10-E14 | Diabetes mellitus | 2,957 | 2,951 | **5,908** |
| | E15-E16 | Other disorders of glucose regulation and pancreatic internal secretion | 62 | 102 | **164** |
| | E20-E35 | Disorders of other endocrine glands | 138 | 165 | **303** |
| | E40-E46 | Malnutrition | 19 | 8 | **27** |
| | E50-E64 | Other nutritional deficiencies | 24 | 44 | **68** |
| | E65-E68 | Obesity and other hyperalimentation | 69 | 149 | **218** |
| | E70-E90 | Metabolic disorders | 1,624 | 1,506 | **3,130** |
| **Total** | | | **5,126** | **5,938** | **11,064** |
| | | | | | |
| **Chapter 5** | **F00-F99** | **Mental and behavioral disorders** | **M** | **F** | **T** |
| | F00-F09 | Organic, including symptomatic, mental disorders | 34 | 35 | **69** |
| | F10-F19 | Mental and behavioral disorders due to psychoactive substance abuse | 125 | 42 | **167** |
| | F20-F29 | Schizophrenia, schizotypal and delusional disorders | 240 | 146 | **386** |
| | F30-F39 | Mood [affective] disorders | 304 | 179 | **483** |
| | F40-F48 | Neurotic, stress-related and somatoform disorders | 44 | 73 | **117** |
| | F50-F59 | Behavioral syndromes associated with physiological disturbances and physical factors | 3 | 3 | **6** |
| | F60-F69 | Disorders of adult personality and behaviour | 6 | 21 | **27** |
| | F70-F79 | Mental retardation | 18 | 19 | **37** |
| | F80-F89 | Disorders of psychological development | 16 | 15 | **31** |
| | F90-F98 | Behavioral and emotional disorders with onset usually occurring in childhood and adolescence | 3 | 3 | **6** |
| | F99 | Unspecified mental disorder | 0 | 0 | **0** |
| **Total** | | | **793** | **536** | **1,329** |
| | | | | | |
| **Chapter 6** | **G00-G99** | **Diseases of the nervous system** | **M** | **F** | **T** |
| | G00-G09 | Inflammatory diseases of the central nervous system | 99 | 69 | **168** |
| | G10-G13 | Systemic atrophies primarily affecting the nervous system | 23 | 27 | **50** |
| | G20-G26 | Extrapyramidal and mood disorders | 47 | 33 | **80** |
| | G30-G32 | Other degenerative diseases of the nervous system | 48 | 86 | **134** |
| | G35-G37 | Demyelinating diseases of the CNS | 91 | 215 | **306** |
| | G40-G47 | Episodic and paroxysmal disorders | 1,008 | 966 | **1,974** |
| | G50-G59 | Nerve, nerve root and plexus disorders | 282 | 665 | **947** |
| | G60-G64 | Polyneuropathies and other disorders of the peripheral NS | 79 | 57 | **136** |
| | G70-G73 | Diseases of myoneural junction and muscle | 23 | 20 | **43** |
| | G80-G83 | Cerebral palsy and other paralytic syndromes | 274 | 260 | **534** |
| | G90-G99 | Others disorders of the nervous system | 157 | 150 | **307** |
| **Total** | | | **2,131** | **2,548** | **4,679** |

| ICD10 | Codes | Description | M | F | T |
|---|---|---|---|---|---|
| **Chapter 7** | **H00-H59** | **Diseases of the eye and adnexa** | **M** | **F** | **T** |
| | H00-H06 | Disorders of eyelid, lachrymal system and orbit | 88 | 127 | **215** |
| | H10-H13 | Disorders of conjunctiva | 63 | 83 | **146** |
| | H15-H22 | Disorders of sclera, cornea, iris, and ciliary body | 55 | 49 | **104** |
| | H25-H28 | Disorders of lens | 2,862 | 4,079 | **6,941** |
| | H30-H36 | Disorders of choroid and retina | 221 | 158 | **379** |
| | H40-H42 | Glaucoma | 66 | 60 | **126** |
| | H43-H45 | Disorders of vitreous body and globe | 136 | 115 | **251** |
| | H46-H48 | Disorders of optic nerve and visual pathways | 8 | 7 | **15** |
| | H49-H52 | Disorders of ocular muscles, binocular movement accommodation and refraction | 57 | 55 | **112** |
| | H53-H54 | Visual disturbances and blindness | 123 | 149 | **272** |
| | H55-H59 | Other disorders of eye and adnexa | 53 | 46 | **99** |
| **Total** | | | **3,732** | **4,928** | **8,660** |
| | | | | | |
| **Chapter 8** | **H60-H95** | **Diseases of the ear and mastoid process** | **M** | **F** | **T** |
| | H60-H62 | Diseases of the external ear | 71 | 74 | **145** |
| | H65-H75 | Diseases of the middle ear and mastoid | 465 | 430 | **895** |
| | H80-H83 | Diseases of the inner ear | 183 | 285 | **468** |
| | H90-H95 | Other disorders of ear | 55 | 46 | **101** |
| **Total** | | | **774** | **835** | **1,609** |
| | | | | | |
| **Chapter 9** | **I00-I99** | **Diseases of the circulatory system** | **M** | **F** | **T** |
| | I00-I02 | Acute rheumatic fever | 17 | 21 | **38** |
| | I05-I09 | Chronic rheumatic heart disease | 68 | 93 | **161** |
| | I10-I15 | Hypertensive diseases | 5,581 | 6,894 | **12,475** |
| | I20-I25 | Ischemic heart diseases | 11,523 | 8,125 | **19,648** |
| | I26-I28 | Pulmonary heart disease and diseases of the pulmonary circulation | 77 | 105 | **182** |
| | I30-I52 | Other forms of heart disease | 3,969 | 4,632 | **8,601** |
| | I60-I69 | Cerebrovascular diseases | 1,318 | 1,388 | **2,706** |
| | I70-I79 | Diseases of arteries, arterioles and capillaries | 818 | 477 | **1,295** |
| | I80-I89 | Diseases of veins, lymphatic vessels and lymph nodes NEC | 1,640 | 785 | **2,425** |
| | I95-I99 | Other and unspecified disorders of the circulatory system | 207 | 276 | **483** |
| **Total** | | | **25,218** | **22,796** | **48,014** |
| | | | | | |
| **Chapter 10** | **J00-J99** | **Diseases of the respiratory system** | **M** | **F** | **T** |
| | J00-J06 | Acute upper respiratory infections | 1,507 | 1,124 | **2,631** |
| | J10-J18 | Influenza and pneumonia | 5,776 | 5,396 | **11,172** |
| | J20-J22 | Other acute lower respiratory infections | 2,304 | 1,749 | **4,053** |
| | J30-J39 | Other diseases of upper respiratory tract | 3,027 | 2,689 | **5,716** |
| | J40-J47 | Chronic lower respiratory diseases | 3,310 | 2,958 | **6,268** |
| | J60-J70 | Lung diseases due to external agents | 80 | 59 | **139** |
| | J80-J84 | Other resp. diseases principally affecting interstitium | 626 | 839 | **1,465** |
| | J85-J86 | Suppurative and necrotic conditions of lower RT | 40 | 6 | **46** |
| | J90-J94 | Other diseases of plura | 393 | 369 | **762** |
| | J95-J99 | Other diseases of the respiratory system | 390 | 427 | **817** |
| **Total** | | | **17,453** | **15,616** | **33,069** |

| ICD10 | Codes | Description | M | F | T |
|---|---|---|---|---|---|
| **Chapter 11** | **K00-K93** | **Diseases of the digestive system** | **M** | **F** | **T** |
| | K00-K14 | Diseases of oral cavity, salivary glands and jaws | 140 | 131 | **271** |
| | K20-K31 | Diseases of oesophagus, stomach and duodenum | 1,191 | 1,853 | **3,044** |
| | K35-K38 | Diseases of appendix | 801 | 551 | **1,352** |
| | K40-K46 | Hernia | 3,319 | 1,295 | **4,614** |
| | K50-K52 | Noninfective enteritis and colitis | 1,206 | 1,258 | **2,464** |
| | K55-K63 | Other diseases of intestines | 1,784 | 1,522 | **3,306** |
| | K65-K67 | Diseases of peritoneum | 127 | 171 | **298** |
| | K70-K77 | Diseases of liver | 405 | 241 | **646** |
| | K80-K87 | Disorders of gallbladder, biliary tract and pancreas | 1,762 | 3,299 | **5,061** |
| | K90-K93 | Other diseases of the digestive system | 404 | 401 | **805** |
| **Total** | | | **11,139** | **10,722** | **21,861** |
| | | | | | |
| **Chapter 12** | **L00-L99** | **Diseases of the skin and subcutaneous tissue** | **M** | **F** | **T** |
| | L00-L08 | Infections of the skin and subcutaneous tissue | 1,204 | 685 | **1,889** |
| | L10-L14 | Bullous disorders | 0 | 8 | **8** |
| | L20-L30 | Dermatitis and eczema | 20 | 19 | **39** |
| | L40-L45 | Papulosquamous disorders | 8 | 5 | **13** |
| | L50-L54 | Urticaria and erythema | 28 | 44 | **72** |
| | L55-L59 | Radiation-related disorders of the skin and subcutaneous tissue | 4 | 8 | **12** |
| | L60-L75 | Disorders of skin appendages | 44 | 34 | **78** |
| | L80-L99 | Other disorders of the skin and subcutaneous tissue | 390 | 340 | **730** |
| **Total** | | | **1,698** | **1,143** | **2,841** |
| | | | | | |
| **Chapter 13** | **M00-M99** | **Diseases of the musculoskeletal system and connective tissue** | **M** | **F** | **T** |
| | **M00-M25** | Arthropathies | **1,135** | **1,553** | **2,688** |
| | *M0-M03* | *Infectious arthropathies* | *18* | *16* | **34** |
| | *M05-M14.8* | *Inflammatory polyarthropathies* | *182* | *392* | **574** |
| | *M15-M19.9* | *Arthrosis* | *284* | *601* | **885** |
| | *M20-M25.9* | *Other joint disorders* | *651* | *544* | **1,195** |
| | **M30-M36** | Systemic connective tissue disorders | **42** | **48** | **90** |
| | **M40-M54** | Dorsopathies | **1,076** | **1,424** | **2,500** |
| | *M40-M43.9* | *Deforming dorsopathies* | *41* | *65* | **106** |
| | *M45-M49.8* | *Spondylopathies* | *162* | *264* | **426** |
| | *M50-M54.9* | *Other dorsopathies* | *873* | *1,095* | **1,968** |
| | **M60-M79** | Soft tissue disorders | **567** | **777** | **1,344** |
| | *M60-M63.8* | *Disorders of muscles* | *59* | *35* | **94** |
| | *M65-M68.8* | *Disorders of synovium and tendon* | *194* | *349* | **543** |
| | *M70-M79.9* | *Other soft tissue disorders* | *314* | *393* | **707** |
| | **M80-M94** | Osteopathies and chondropathies | **432** | **290** | **722** |
| | *M80-M85.9* | *Disorders of bonedensity and structure* | *164* | *176* | **340** |
| | *M86-M90.8* | *Other osteopathies* | *249* | *102* | **351** |
| | *M91-M94.9* | *Chondropathies* | *19* | *12* | **31** |
| | **M95-M99** | Other disorders of the musculoskeletal system and connective tissue | **33** | **28** | **61** |
| **Total** | | | **3,285** | **4,120** | **7,405** |

| ICD10 | Codes | Description | M | F | T |
|---|---|---|---|---|---|
| **Chapter 14** | **N00-N99** | **Diseases of the genitourinary system** | **M** | **F** | **T** |
| | N00-N08 | Glomerular diseases | 224 | 146 | **370** |
| | N10-N16 | Renal tubulo-interstitial diseases | 698 | 869 | **1,567** |
| | N17-N19 | Renal failure | 2,188 | 1,836 | **4,024** |
| | N20-N23 | Urolithiasis | 4,641 | 2,767 | **7,408** |
| | N25-N29 | Other disorders of kidney and ureter | 67 | 64 | **131** |
| | N30-N39 | Other diseases of the urinary system | 1,839 | 2,638 | **4,477** |
| | N40-N51 | Diseases of male genital organs | 2,021 | 0 | **2,021** |
| | N60-N64 | Disorders of breast | 36 | 388 | **424** |
| | N70-N77 | Inflammatory diseases of female pelvic organs | 0 | 323 | **323** |
| | N80-N98 | Noninflammatory disorders of female genital tract | 0 | 3,356 | **3,356** |
| | N99 | Other disorders of the genitourinary system | 7 | 16 | **23** |
| **Total** | | | **11,721** | **12,403** | **24,124** |
| | | | | | |
| **Chapter 15** | **O00-O99** | **Pregnancy, childbirth and puerperium** | **M** | **F** | **T** |
| | O00-O08 | Pregnancy with abortive outcome | 0 | 1,066 | **1,066** |
| | O10-O16 | Oedema, proteinuria and hypertensive disorders in pregnancy, childbirth and the puerperium | 0 | 85 | **85** |
| | O20-O29 | Other maternal disorders predominantly related to pregnancy | 0 | 206 | **206** |
| | O30-O48 | Maternal care related to the fetus and amniotic cavity and possible delivery problems | 0 | 1,338 | **1,338** |
| | O60-O75 | Complications of labor and delivery | 0 | 390 | **390** |
| | O80-O84 | Delivery | 0 | 17,246 | **17,246** |
| | O85-O92 | Complications predominantly related to the puerperium | 0 | 47 | **47** |
| | O95-O99 | Other obstetric conditions NEC | 0 | 52 | **52** |
| **Total** | | | **0** | **20,430** | **20,430** |
| | | | | | |
| **Chapter 16** | **P00-P96** | **Certain conditions originating in the perinatal period** | **M** | **F** | **T** |
| | P00-P04 | Fetus and newborn affected by maternal factors and by complications of pregnancy labour and delivery | 29 | 60 | **89** |
| | P05-P08 | Disorders related to length of gestation and fetal growth | 266 | 248 | **514** |
| | P10-P15 | Birth trauma | 4 | 5 | **9** |
| | P20-P29 | Respiratory and cardiovascular disorders specific to the perinatal period | 1,226 | 755 | **1,981** |
| | P35-P39 | Infections specific to the perinatal period | 412 | 316 | **728** |
| | P50-P61 | Haemorrhagic and haematological disorders of fetus and newborn | 425 | 335 | **760** |
| | P70-P74 | Transitory endocrine and metabolic disorders specific to fetus and newborn | 75 | 59 | **134** |
| | P75-P78 | Digestive system disorders of fetus and newborn | 20 | 18 | **38** |
| | P80-P83 | Conditions involving the integument and temperature regulation of fetus and newborn | 8 | 5 | **13** |
| | P90-P96 | Other disorders originating in the perinatal period | 36 | 30 | **66** |
| **Total** | | | **2,501** | **1,831** | **4,332** |

| ICD10 | Codes | Description | M | F | T |
|---|---|---|---|---|---|
| **Chapter 17** | **Q00-Q99** | **Congenital malformations, deformations and chromosomal abnormalities** | **M** | **F** | **T** |
| | Q00-Q07 | Congenital malformations of the nervous system | 30 | 30 | **60** |
| | Q10-Q18 | Congenital malformations of eye, ear, face and neck | 19 | 13 | **32** |
| | Q20-Q28 | Congenital malformations of the circulatory system | 219 | 176 | **395** |
| | Q30-Q34 | Congenital malformations of the respiratory system | 9 | 19 | **28** |
| | Q35-Q37 | Cleft lip and cleft palate | 21 | 12 | **33** |
| | Q38-Q45 | Other congenital malformations of the digestive system | 84 | 36 | **120** |
| | Q50-Q56 | Congenital malformations of the genital organs | 444 | 20 | **464** |
| | Q60-Q64 | Congenital malformations of the urinary system | 74 | 36 | **110** |
| | Q65-Q79 | Congenital malformations and deformations of the musculoskeletal system | 103 | 114 | **217** |
| | Q80-Q89 | Other congenital malformations | 28 | 25 | **53** |
| | Q90-Q99 | Chromosomal abnormalities, NEC | 26 | 42 | **68** |
| **Total** | | | **1,057** | **523** | **1,580** |
| | | | | | |
| **Chapter 18** | **R00-R99** | **Symptoms, signs and abnormal clinical and laboratory findings NEC** | **M** | **F** | **T** |
| | R00-R09 | Symptoms and signs involving the circulatory and respiratory systems | 5,093 | 5,737 | **10,830** |
| | R10-R19 | Symptoms and signs involving the digestive system and abdomen | 5,274 | 7,583 | **12,857** |
| | R20-R23 | Symptoms and signs involving the skin and subcutaneous tissue | 167 | 162 | **329** |
| | R25-R29 | Symptoms and signs involving the nervous and musculoskeletal systems | 29 | 34 | **63** |
| | R30-R39 | Symptoms and signs involving the urinary system | 946 | 451 | **1,397** |
| | R40-R46 | Symptoms and signs involving cognition, perception, emotional state and behaviour | 490 | 683 | **1,173** |
| | R47-R49 | Symptoms and signs involving speech and voice | 36 | 32 | **68** |
| | R50-R69 | General symptoms and signs | 4,800 | 4,645 | **9,445** |
| | R70-R79 | Abnormal findings on examination of blood, without diagnosis | 124 | 149 | **273** |
| | R80-R82 | Abnormal findings on examination of urine, without diagnosis | 7 | 16 | **23** |
| | R83-R89 | Abnormal findings on examination of other body fluids substances and tissues, without diagnosis | 5 | 7 | **12** |
| | R90-R94 | Abnormal findings on diagnostic imaging and in function studies, without diagnosis | 101 | 64 | **165** |
| | R95-R99 | Ill-defined and unknown causes of mortality | 50 | 55 | **105** |
| **Total** | | | **17,122** | **19,618** | **36,740** |
| | | | | | |
| **Chapter 19** | **S00-T98** | **Injury, poisoning and certain other consequences of external causes** | **M** | **F** | **T** |
| | S00-S09 | Injuries to the head | 1,097 | 468 | **1,565** |
| | S10-S19 | Injuries to the neck | 44 | 32 | **76** |
| | S20-S29 | Injuries to the thorax | 161 | 132 | **293** |
| | S30-S39 | Injuries to the abdomen, lower back, lumbar spine and pelvis | 259 | 201 | **460** |
| | S40-S49 | Injuries to the shoulder and upper arm | 690 | 492 | **1,182** |
| | S50-S59 | Injuries to the elbow and forear | 792 | 581 | **1,373** |
| | S60-S69 | Injuries to the wrist and hand | 982 | 530 | **1,512** |
| | S70-S79 | Injuries to the hip and thigh | 926 | 1,239 | **2,165** |
| | S80-S89 | Injuries to the knee and lower leg | 999 | 575 | **1,574** |
| | S90-S99 | Injuries to the ankle and foot | 318 | 172 | **490** |
| | T00-T07 | Injuries involving multiple body regions | 927 | 574 | **1,501** |
| | T08-T14 | Injuries to unspecified part of trunk, limb or body region | 190 | 110 | **300** |
| | T15-T19 | Effects of foreign body entering through natural orifice | 49 | 32 | **81** |
| | T20-T32 | Burns and corrosions | 128 | 76 | **204** |
| | T33-T35 | Frosbite | 5 | 5 | **10** |
| | T36-T50 | Poisoning by drugs, medicaments and biological substances | 72 | 92 | **164** |
| | T51-T65 | Toxic effects of substances chiefly nonmedicinal as to source | 89 | 53 | **142** |
| | T66-T78 | Other and unspecified effects of external causes | 77 | 68 | **145** |
| | T79 | Certain early complications of trauma | 39 | 15 | **54** |
| | T80-T88 | Complications of surgical and medical care NEC | 376 | 308 | **684** |
| | T90-T98 | Sequelae of injuries, of poisoning and of other consequences of external causes | 32 | 20 | **52** |
| **Total** | | | **8,252** | **5,775** | **14,027** |

| ICD10 | Codes | Description | M | F | T |
|---|---|---|---|---|---|
| **Chapter 20** | **V01-Y98** | **External causes of morbidity and mortality** | **M** | **F** | **T** |
| **Total** | | | **956** | **813** | **1,769** |
| | | | | | |
| **Chapter 21** | **Z00-Z99** | **Factors influencing health status and contact with health services** | **M** | **F** | **T** |
| | Z00-Z13 | Persons encountering health services for examination and investigation | 443 | 400 | **843** |
| | Z20-Z29 | Persons with potential health hazards related to communicable diseases | 43 | 21 | **64** |
| | Z30-Z39 | Persons encountering health services in circumstances related to reproduction | 158 | 4,234 | **4,392** |
| | Z40-Z54 | Persons encountering health services for specific procedures and health care | 6,218 | 7,521 | **13,739** |
| | Z55-Z65 | Persons with potential health hazards related to socioeconomic and psychosocial circumstances | 7 | 6 | **13** |
| | Z70-Z76 | Persons encountering health services in other circumstances | 590 | 562 | **1,152** |
| | Z80-Z99 | Persons with potential health hazards related to family and personal history and certain conditions influencing health status | 2,244 | 2,338 | **4,582** |
| **Total** | | | **9,703** | **15,082** | **24,785** |

| | | | |
|---|---|---|---|
| **Total Number of Hospitalized Diagnoses** | **144,915** | **175,338** | **320,253** |

**Based on discharge data (as at 20-05-2020)*

*Source: Hospital Billing database, IT department, MoPH.*

# *D-Epidemiology*

## *Graph D.1: MoPH subsidized hospitalized *neoplasms cases**by gender and age group, 2019*

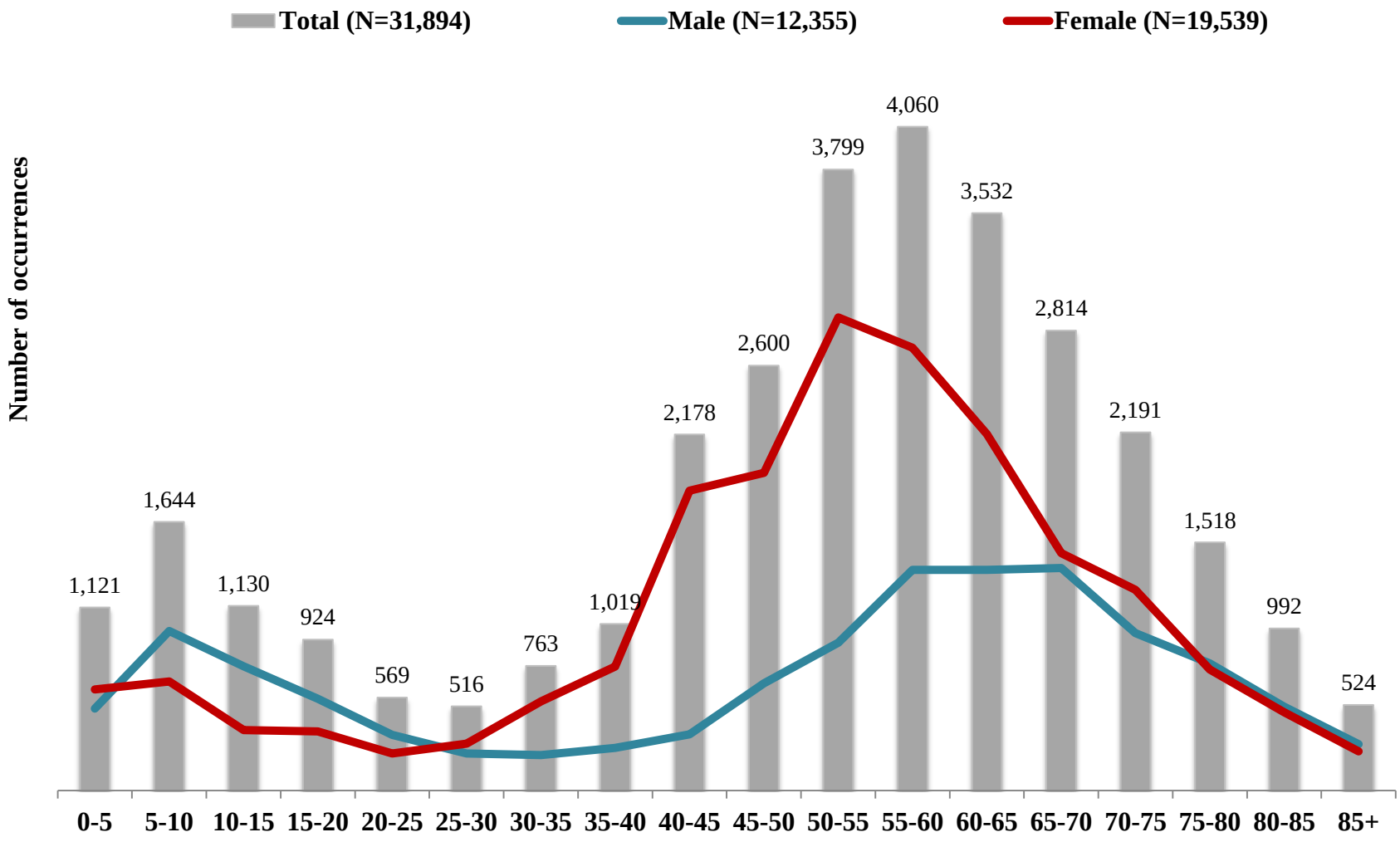


**Based on discharge data (as at 20/05/2020)*

***ICD 10 Codes: C00-D48*

*Source: Hospital billing database, IT department, MoPH*

***Graph D.2: MoPH subsidized hospitalized* cardiovascular cases** by gender and age group, 2019***

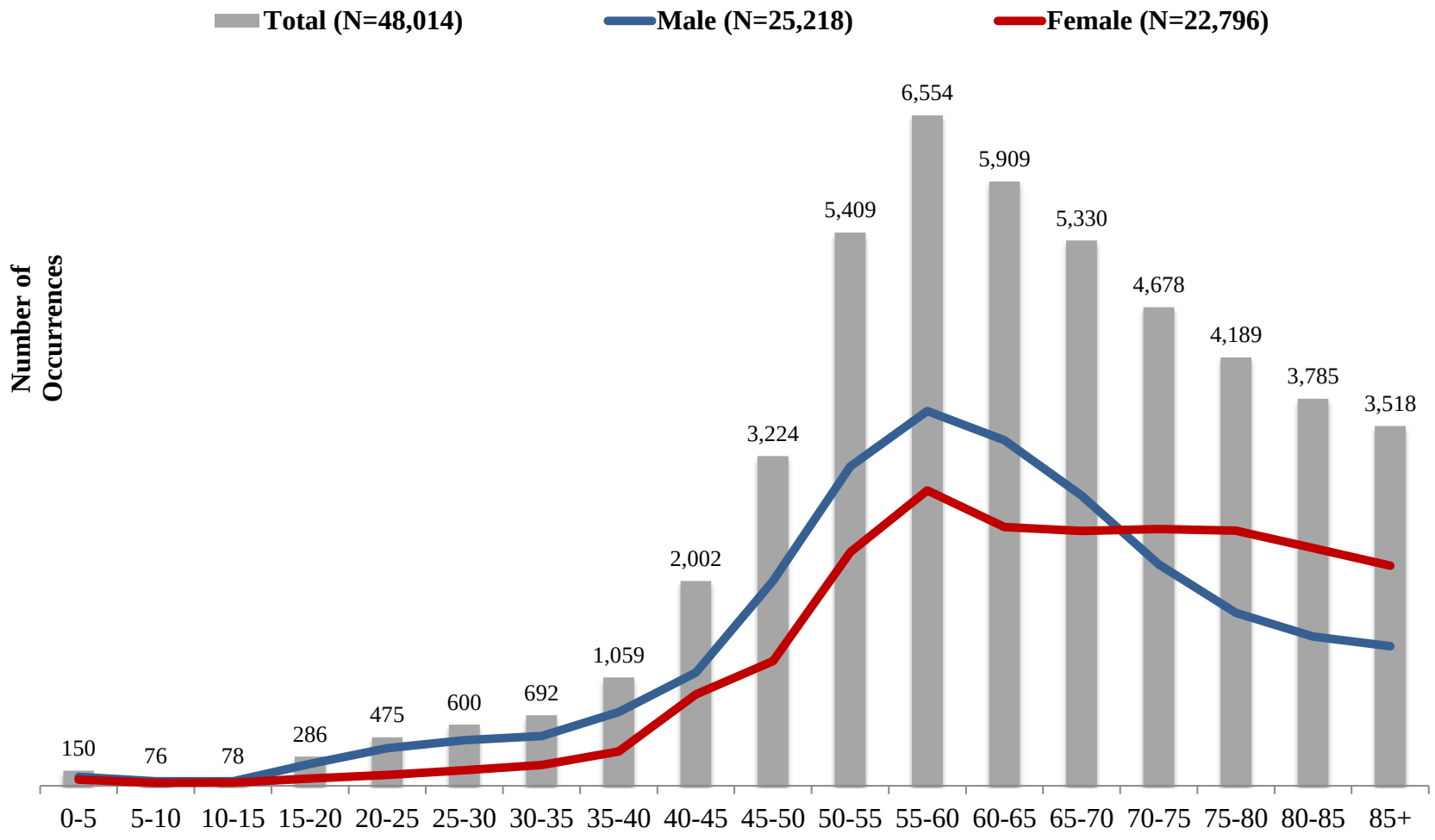


*Source: Hospital billing database, IT department, MoPH*

***ICD10 codes: I00-I99*

**Based on discharge data (as at 20/05/2020)*

***Graph D.3: MoPH subsidized hospitalized* diabetes mellitus cases** by gender and age group, 2019***

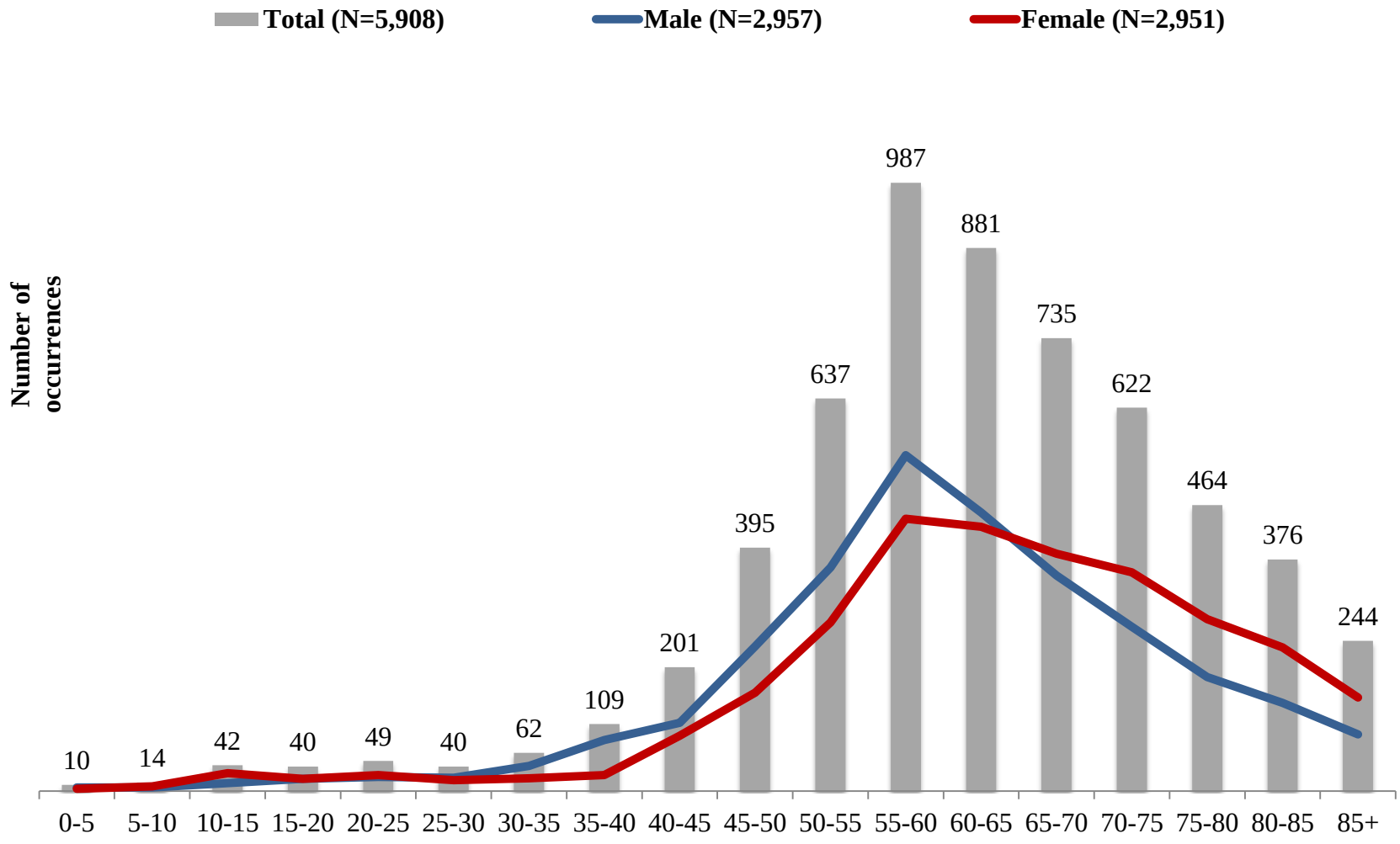


**Based on discharge data (as at 20/05/2020)*

***ICD10 codes: E10-E14*

*Source: Hospital billing database, IT department, MoPH*

## *Graph D.4: Tuberculosis cases by nationality , 2014-2019*

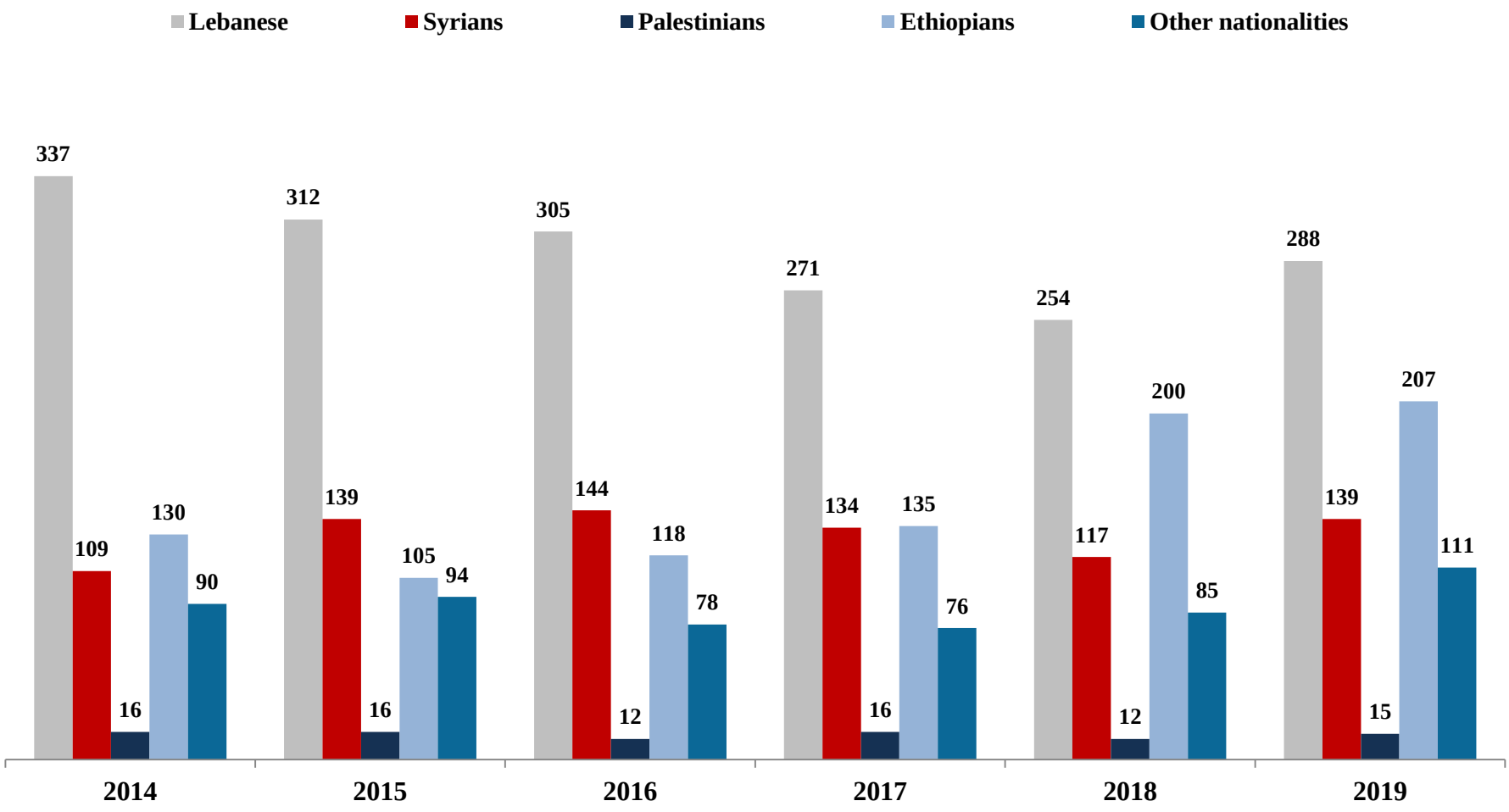


*Source: The National Tuberculosis Program, MoPH.*

***Graph D.5: Proportion of tuberculosis treatment success by nationality, 2018***

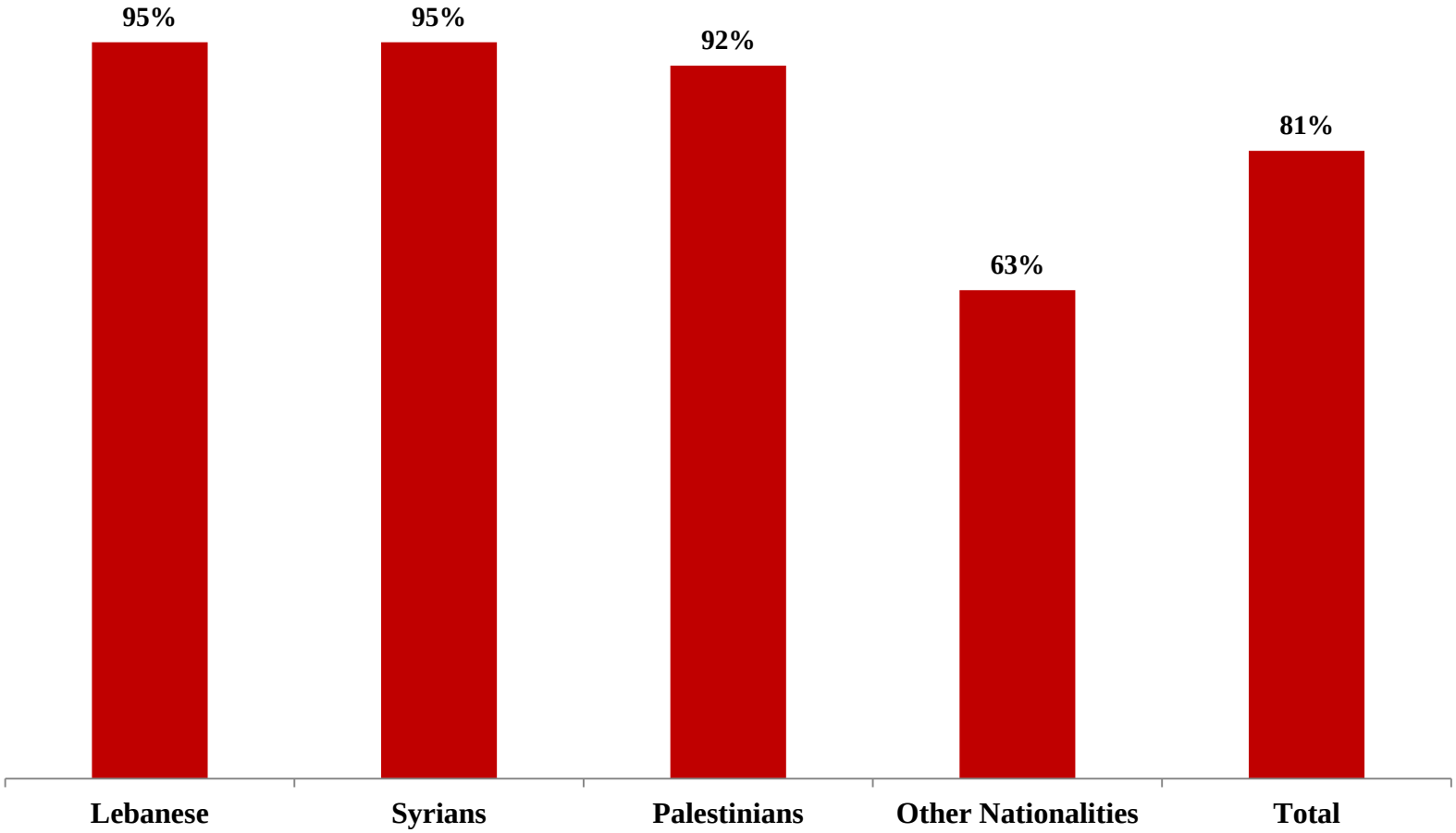


*Source: The National Tuberculosis Program, MoPH.*

*Table D.1: HIV/AIDS estimated incidence in Lebanon, 2019*

| Number of incident cases in 2019 is 213 (162 Lebanese and 51 Non-Lebanese) | |
|---|---|
| N (%) | |
| **Stages of the Disease** | |
| HIV | 145 (68.1%) |
| AIDS | 43 (20.2%) |
| Not specified | 25 (11.7%) |
| **Gender** | |
| Males | 202 (94.8%) |
| Females | 11 (5.2%) |
| **Age Group** | |
| 0-14 | 1 (0.5%) |
| 15-29 | 99 (46.5%) |
| 30-49 | 88 (41.3%) |
| >50 | 18 (8.5%) |
| Unspecified | 7 (3.2%) |
| **Mode of Transmission** | |
| Sexual | 212 (99.5%) |
| Transfusion | 0% |
| IDU | 0% |
| Perinatal | 0% |
| Not specified | 1 (0.5%) |
| **Sexual Behavior** | |
| Homosexual | 201 (94.4%) |
| Heterosexual | 11 (5.2%) |
| Not specified | 1 (0.4%) |
| **ART** | |
| New in 2019 | Cumulative |
| 214 | 1717 |

*Source: National AIDS Program (NAP), MoPH*

# Graph D.6: Incident cases of HIV/AIDS, 2014- 2019

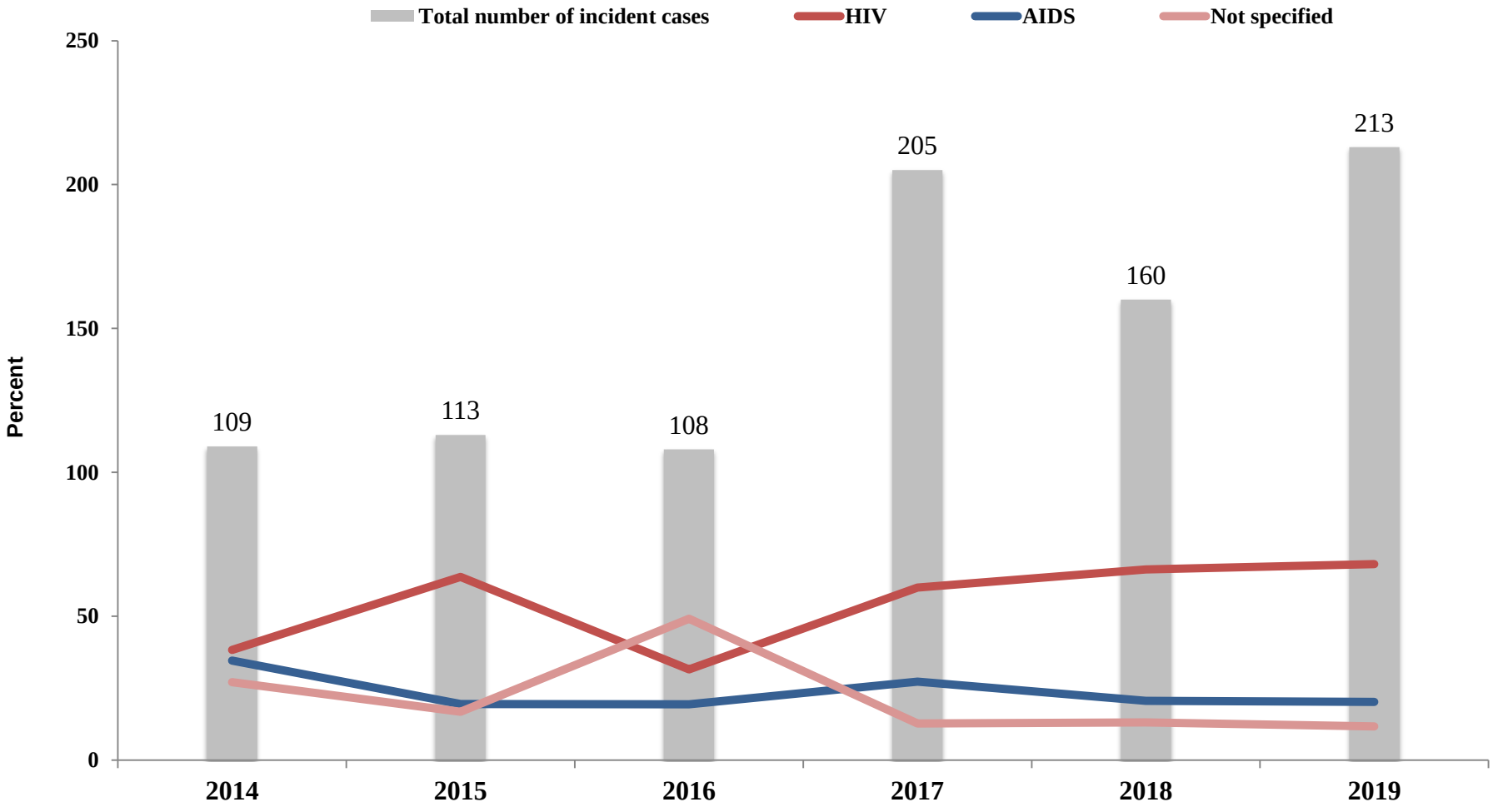


*Source: National AIDS Program (NAP), MoPH.*

***Graph D.7: Hip fracture cases* and incidence rate among MoPH eligible population by gender, 2013-2019***

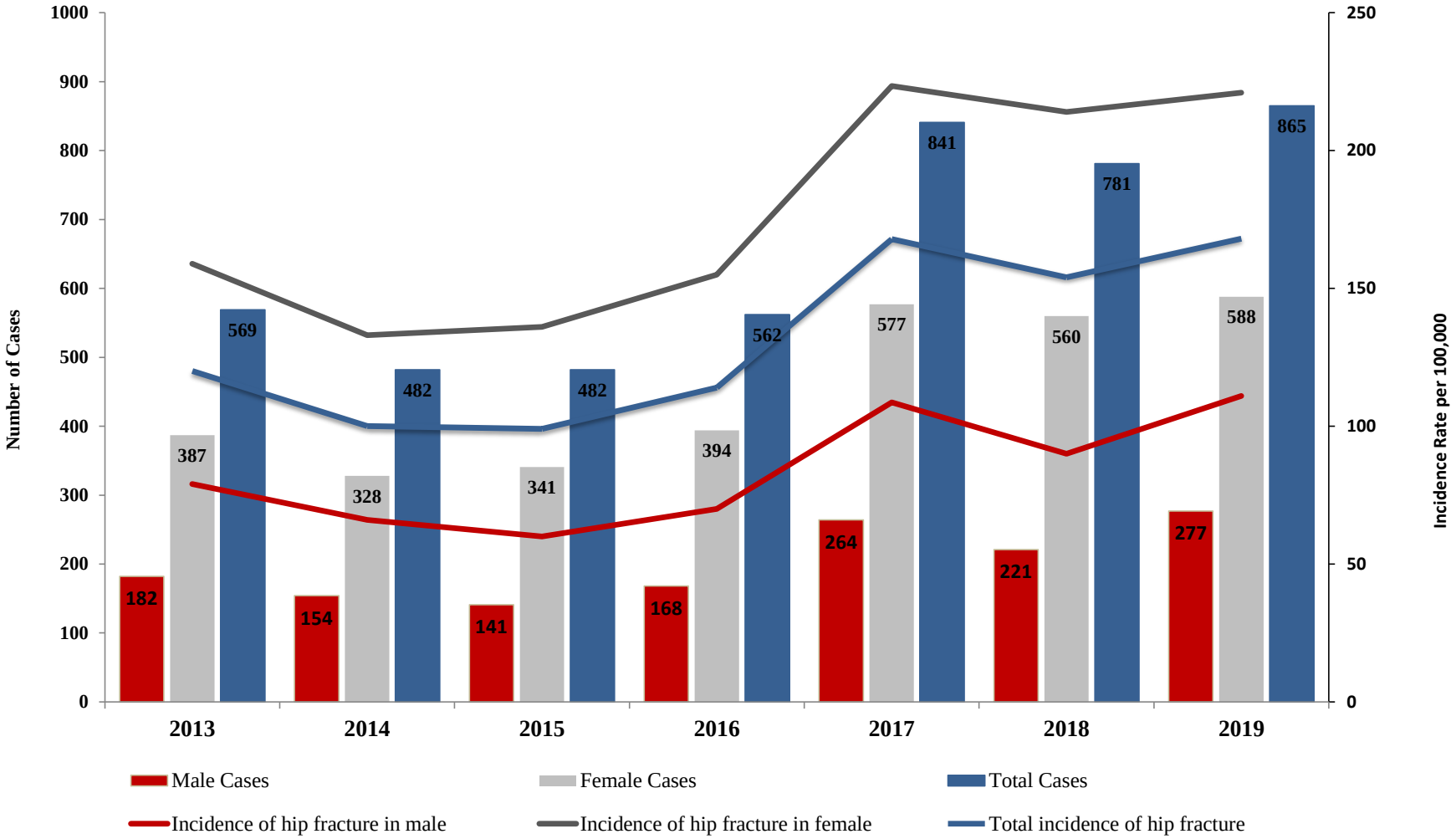


**ICD10 codes: S72.0, S72.1, S72.2 for MoPH eligible population aged between 50 and 85+ years old*
*Source: Hospital billing database, IT Department, MoPH (as at 20/05/2020)*

# *E-Vaccination and Campaigns*

## *Graph E.1: National immunization coverage rates by polio, measles and pentavalent vaccines, 2015-2019*

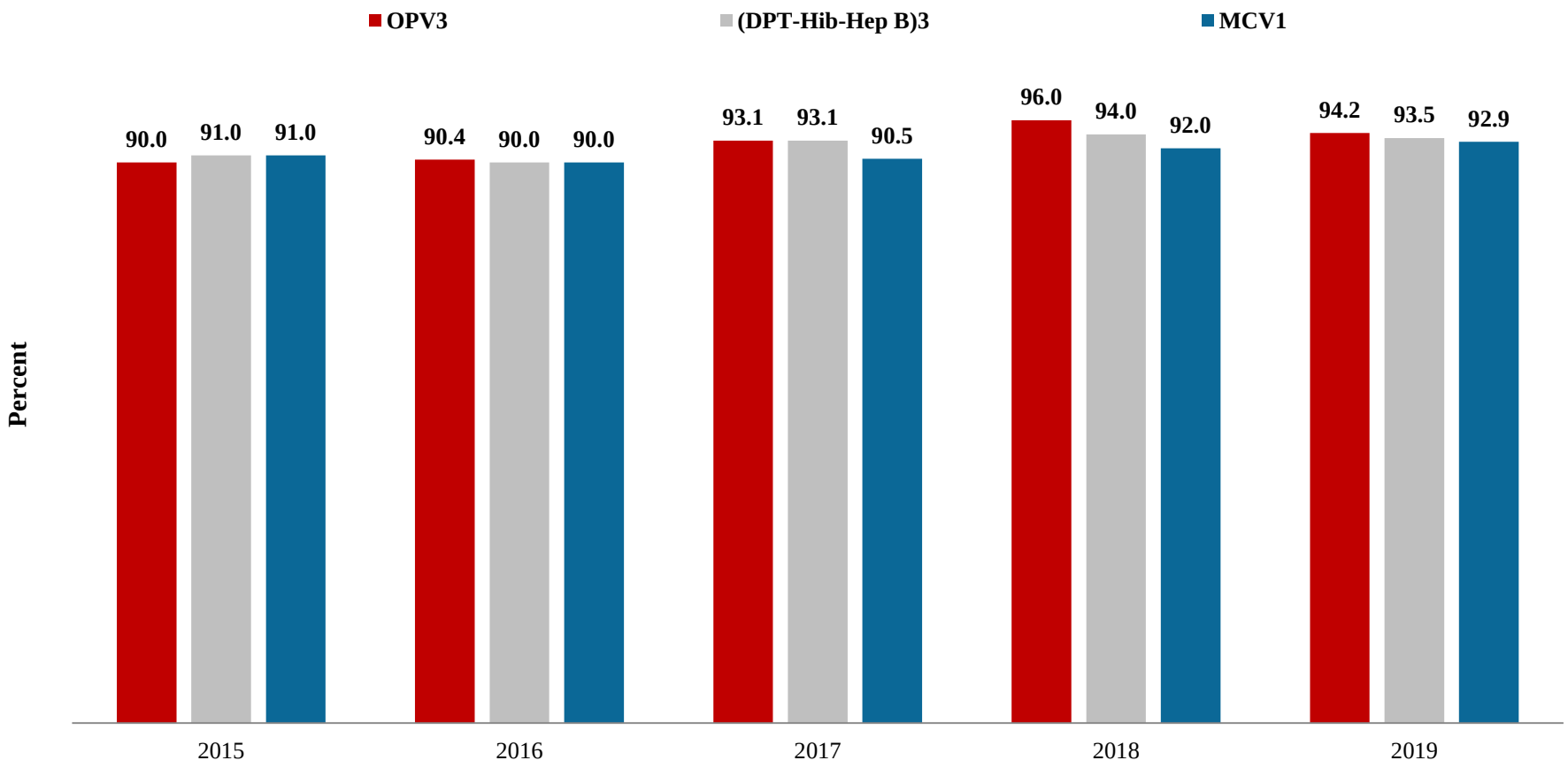


*Source: EPI program, Department of Primary Health Care, MoPH.*

# *F-Diseases' Surveillance Data*

# ***Latest annual numbers of notifiable diseases reported to the MoPH Epidemiological Surveillance Unit***

# G-Vital Data Observatory "VDO" (previously known as Maternal Neonatal Mortality Notification system "MNMNS")

*Table G.1:Vital Data Observatory (VDO) statistics by Qada and nationality, 2019*

| Qada | Deliveries | | Vaginal Deliveries | | Ceasarian Sections | | Newborns | | Live Births | | Live Births less than 2.5 kg | | Birth Defects | | StillBirths | | IUFD | | Neonatal Deaths | | Early Neonatal Deaths | | Maternal Deaths | |
|---|---|---|---|---|---|---|---|---|---|---|---|---|---|---|---|---|---|---|---|---|---|---|---|---|
| L/NL | L | NL | L | NL | L | NL | L | NL | L | NL | L | NL | L | NL | L | NL | L | NL | L | NL | L | NL | L | NL |
| Aakkar | 5,556 | 2,574 | 3,523 | 1,677 | 2,033 | 897 | 5,632 | 2,591 | 5,551 | 2,540 | 356 | 296 | 14 | 13 | 5 | 3 | 76 | 48 | 22 | 12 | 17 | 7 | 2 | 0 |
| Minieh-Danniyeh | 950 | 2,079 | 705 | 1,533 | 245 | 546 | 954 | 2,080 | 935 | 2,078 | 20 | 19 | 0 | 0 | 2 | 0 | 17 | 2 | 0 | 0 | 0 | 0 | 0 | 0 |
| Tripoli | 8,196 | 5,373 | 4,428 | 3,378 | 3,768 | 1,995 | 8,476 | 5,290 | 8,427 | 5,248 | 610 | 424 | 36 | 13 | 1 | 2 | 48 | 40 | 17 | 7 | 13 | 5 | 0 | 1 |
| Zgharta | 1,569 | 122 | 471 | 37 | 1,098 | 85 | 1,604 | 131 | 1,580 | 128 | 213 | 22 | 10 | 1 | 11 | 0 | 13 | 3 | 8 | 0 | 8 | 0 | 0 | 0 |
| Koura | 2,076 | 374 | 963 | 170 | 1,113 | 204 | 2,170 | 377 | 2,147 | 376 | 204 | 55 | 0 | 0 | 7 | 1 | 16 | 0 | 15 | 0 | 12 | 0 | 0 | 0 |
| Bcharreh | 28 | 28 | 13 | 21 | 15 | 7 | 30 | 29 | 30 | 29 | 2 | 1 | 0 | 0 | 0 | 0 | 0 | 0 | 0 | 0 | 0 | 0 | 0 | 0 |
| Batroun | 107 | 91 | 41 | 70 | 66 | 21 | 110 | 90 | 108 | 90 | 3 | 6 | 0 | 0 | 0 | 0 | 2 | 0 | 0 | 2 | 0 | 2 | 0 | 0 |
| Hermel | 945 | 801 | 157 | 443 | 788 | 358 | 949 | 810 | 942 | 794 | 47 | 26 | 0 | 3 | 6 | 14 | 1 | 2 | 1 | 0 | 1 | 0 | 0 | 0 |
| Baalbek | 3,202 | 3,429 | 720 | 2,285 | 2,482 | 1,144 | 3,251 | 3,471 | 3,221 | 3,414 | 352 | 442 | 9 | 16 | 2 | 2 | 28 | 55 | 38 | 51 | 38 | 46 | 1 | 1 |
| Zahleh | 5,244 | 8,386 | 1,595 | 5,817 | 3,649 | 2,569 | 5,393 | 8,419 | 5,349 | 8,308 | 527 | 608 | 14 | 40 | 12 | 60 | 32 | 51 | 8 | 35 | 7 | 29 | 1 | 2 |
| Rachaiya | 376 | 387 | 145 | 267 | 231 | 120 | 378 | 391 | 378 | 391 | 6 | 7 | 3 | 2 | 0 | 0 | 0 | 0 | 1 | 1 | 1 | 1 | 0 | 0 |
| West Beqaa | 377 | 2,779 | 96 | 1,578 | 281 | 1,201 | 365 | 2,829 | 364 | 2,765 | 0 | 278 | 0 | 0 | 0 | 2 | 1 | 62 | 0 | 0 | 0 | 0 | 0 | 0 |
| Nabatiyeh | 3,647 | 1,180 | 1,153 | 705 | 2,494 | 475 | 3,747 | 1,160 | 3,716 | 1,149 | 192 | 100 | 7 | 9 | 7 | 0 | 24 | 11 | 18 | 8 | 15 | 7 | 0 | 0 |
| Hasbaiya | 94 | 0 | 25 | 0 | 69 | 0 | 94 | 0 | 94 | 0 | 3 | 0 | 0 | 0 | 0 | 0 | 0 | 0 | 0 | 0 | 0 | 0 | 0 | 0 |
| Marjaayoun | 601 | 498 | 196 | 339 | 405 | 159 | 648 | 460 | 641 | 459 | 39 | 26 | 2 | 0 | 0 | 0 | 7 | 1 | 1 | 0 | 1 | 0 | 0 | 0 |
| Bent Jbayl | 613 | 572 | 279 | 445 | 334 | 127 | 618 | 576 | 603 | 566 | 7 | 22 | 1 | 4 | 15 | 10 | 0 | 0 | 0 | 0 | 0 | 0 | 0 | 0 |
| Saida | 4,274 | 7,823 | 1,622 | 4,803 | 2,652 | 3,020 | 4,342 | 8,003 | 4,296 | 7,859 | 465 | 883 | 21 | 55 | 7 | 55 | 39 | 89 | 34 | 96 | 28 | 64 | 0 | 1 |
| Sour | 2,944 | 2,324 | 1,083 | 1,335 | 1,861 | 989 | 3,019 | 2,345 | 2,973 | 2,304 | 272 | 198 | 20 | 6 | 13 | 26 | 33 | 15 | 11 | 12 | 10 | 10 | 0 | 1 |
| Jezzine | 0 | 0 | 0 | 0 | 0 | 0 | 0 | 0 | 0 | 0 | 0 | 0 | 0 | 0 | 0 | 0 | 0 | 0 | 0 | 0 | 0 | 0 | 0 | 0 |
| Jbayl | 1,268 | 190 | 486 | 140 | 782 | 50 | 1,376 | 163 | 1,348 | 162 | 198 | 5 | 13 | 0 | 8 | 0 | 20 | 1 | 3 | 1 | 3 | 1 | 0 | 1 |
| Keserwan | 1,128 | 1,327 | 491 | 780 | 637 | 547 | 1,164 | 1,323 | 1,159 | 1,308 | 110 | 132 | 3 | 3 | 2 | 4 | 3 | 11 | 0 | 5 | 0 | 2 | 0 | 1 |
| Matn | 4,351 | 1,061 | 1,404 | 583 | 2,947 | 478 | 4,560 | 997 | 4,521 | 988 | 475 | 68 | 17 | 2 | 17 | 1 | 22 | 8 | 11 | 1 | 5 | 1 | 0 | 1 |
| Baabda | 8,567 | 5,131 | 3,256 | 2,801 | 5,311 | 2,330 | 8,899 | 5,160 | 8,807 | 5,076 | 778 | 485 | 54 | 49 | 14 | 17 | 78 | 67 | 59 | 45 | 39 | 44 | 0 | 2 |
| Aaley | 300 | 270 | 127 | 171 | 173 | 99 | 304 | 271 | 303 | 268 | 19 | 13 | 0 | 0 | 0 | 1 | 1 | 2 | 3 | 4 | 3 | 3 | 0 | 0 |
| Chouf | 1,085 | 3,624 | 411 | 2,291 | 674 | 1,333 | 1,138 | 3,624 | 1,119 | 3,562 | 107 | 466 | 3 | 23 | 3 | 1 | 16 | 61 | 4 | 39 | 4 | 28 | 0 | 0 |
| Beirut | 6,770 | 796 | 2,933 | 416 | 3,837 | 380 | 7,173 | 689 | 7,099 | 681 | 827 | 57 | 54 | 0 | 16 | 0 | 58 | 8 | 32 | 0 | 22 | 0 | 0 | 1 |
| **Total** | **64,268** | **51,219** | **26,323** | **32,085** | **37,945** | **19,134** | **66,394** | **51,279** | **65,711** | **50,543** | **5,832** | **4,639** | **281** | **239** | **148** | **199** | **535** | **537** | **286** | **319** | **227** | **250** | **4** | **12** |

*L= Lebanese; NL=Non-Lebanese*
*Source: Vital Data Observatory (VDO), MoPH*

# *H-Medication for Chronic Illnesses Program: the YMCA Records*

***Graph H.1: Socio-medical centers and beneficiaries per center by Mohafaza, 2016***

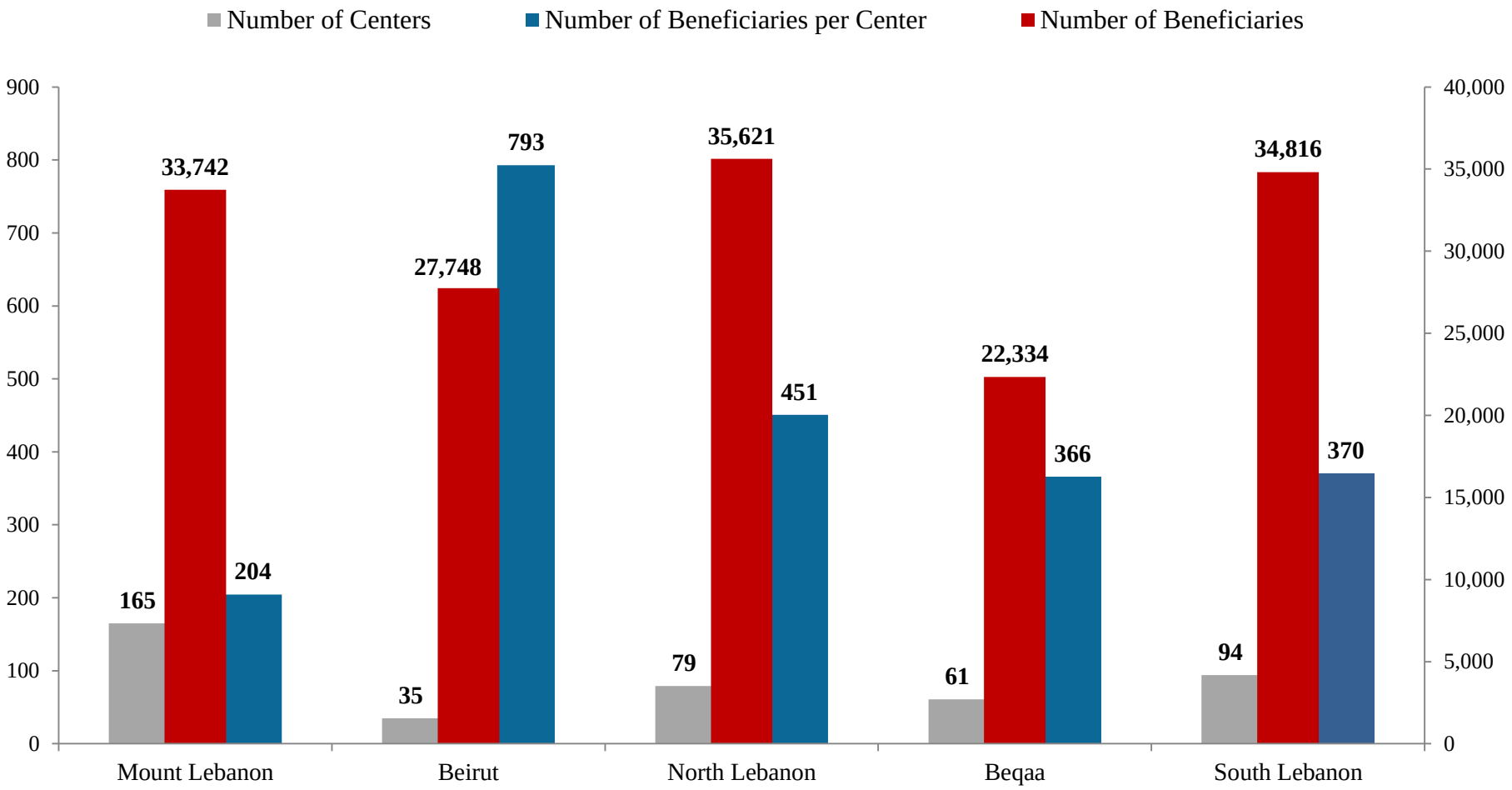


*Source: Chronic drugs program, MoPH, YMCA*

# *I-National Health Accounts*

## *Graph I.1: Current health expenditure as % gross domestic product in the years health accounts data are available*

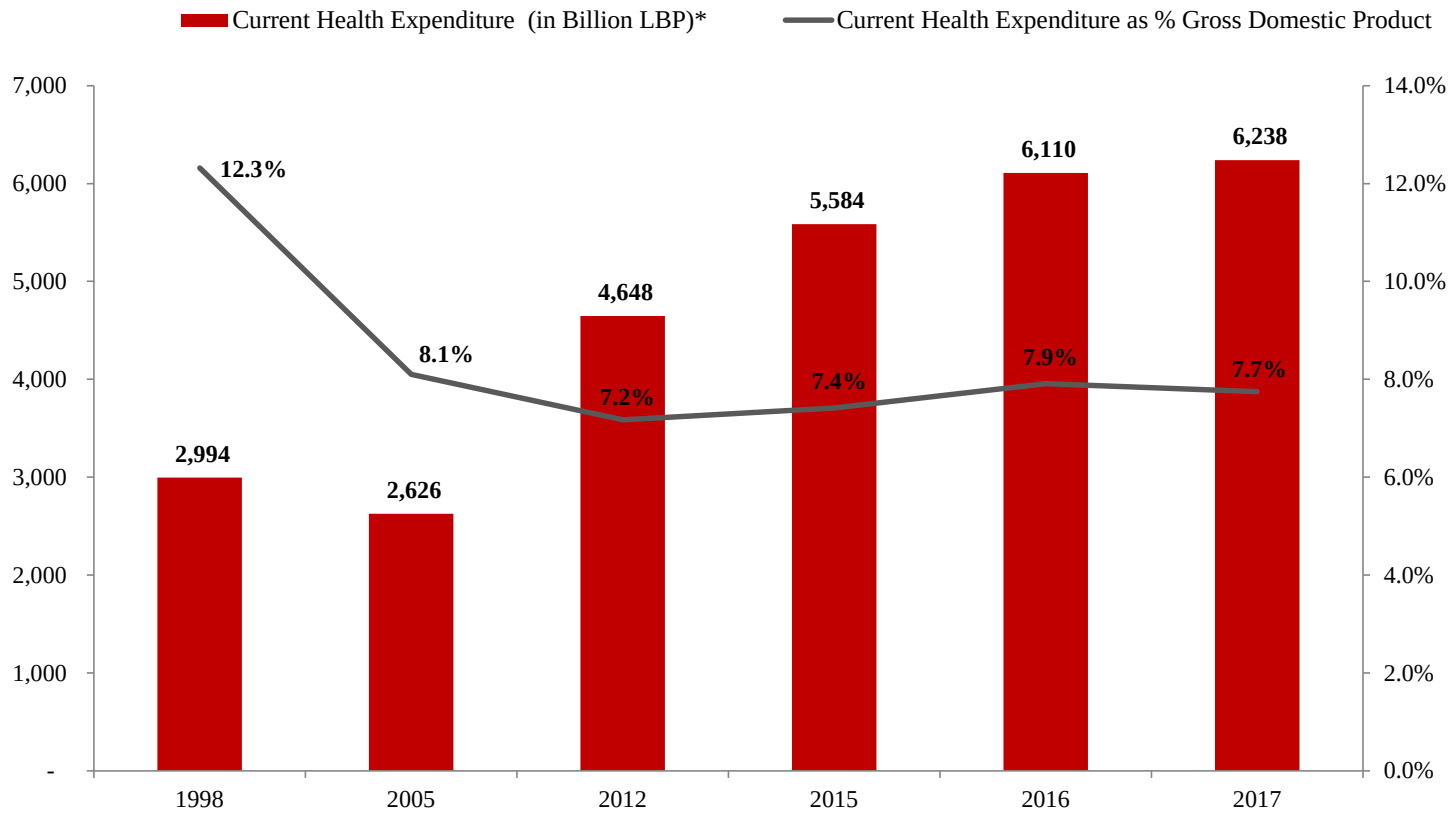


**Total Health Expenditure instead of Current Health Expenditure for the years 1998 and 2015*
*Source: -NHA 1998, 2005, 2012, 2015, 2016, 2017 -MoPH*
*- Central Administration of Statistics (CAS)*

## *Graph I.2: Distribution of healthcare expenditure by financing agent in the years health accounts data are available*

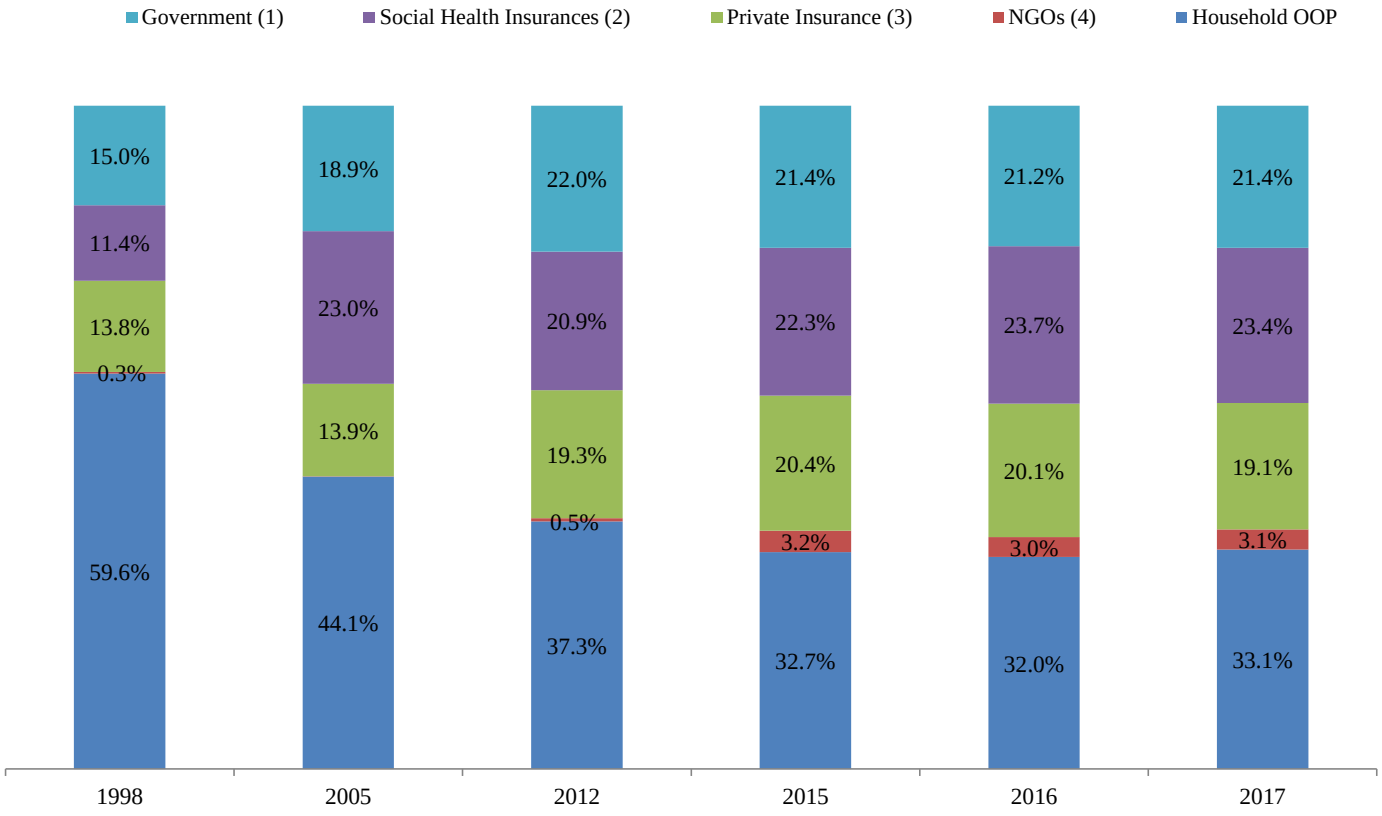


*(1) Includes Ministry of Public Health and Military Schemes (Army, Internal Security Forces, General Security, State Security, and Customs)*
*(2) Includes National Social Security Fund and Mutuelle des Fonctionnaires de l'Etat (previously known as Civil Servants Cooperative)*
*(3) Includes private insurances, mutual funds, and corporations*
*(4) Includes local and international NGOs*
*Source: NHA 1998, 2005, 2012, 2015, 2016 and 2017-MoPH*

## *Graph I.3: Distribution of healthcare expenditure by type of provider in the years health accounts data are available*

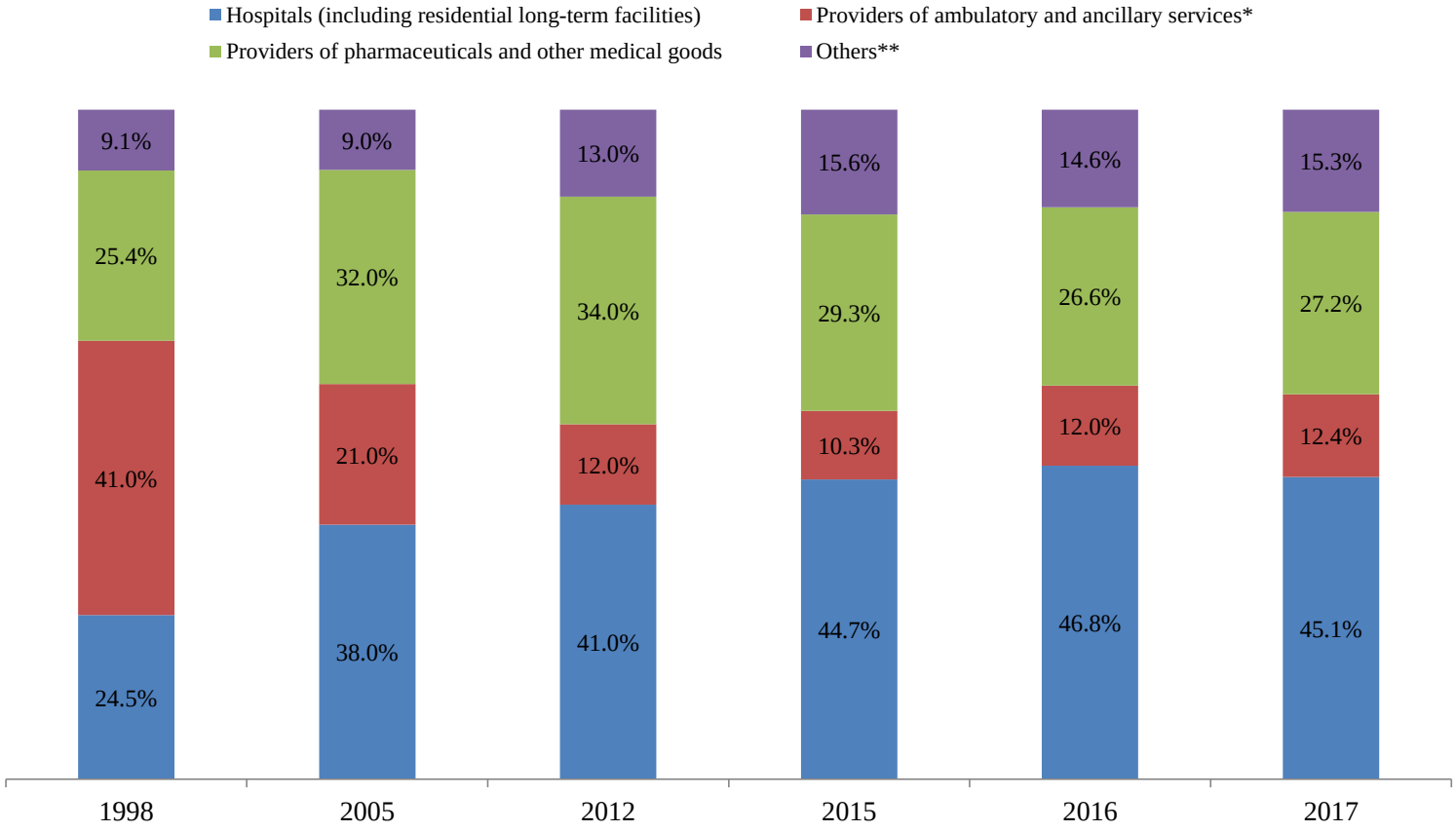


** Includes providers of all ambulatory services such as providers of medical consultations and dental practice and providers of ancillary services such as laboratory and imaging services.*
***Includes providers of preventive care, providers of health care administration and financing, the rest of the economy, prov iders outside Lebanon, un-classified expenditures, and some expenditures falling within the boundaries of health and not elsewhere classified*
*Source: NHA 1998, 2005, 2012, 2015, 2016, and 2017 -MoPH*

## *Graph I.4: Distribution of healthcare expenditure by financing agent in 2017*

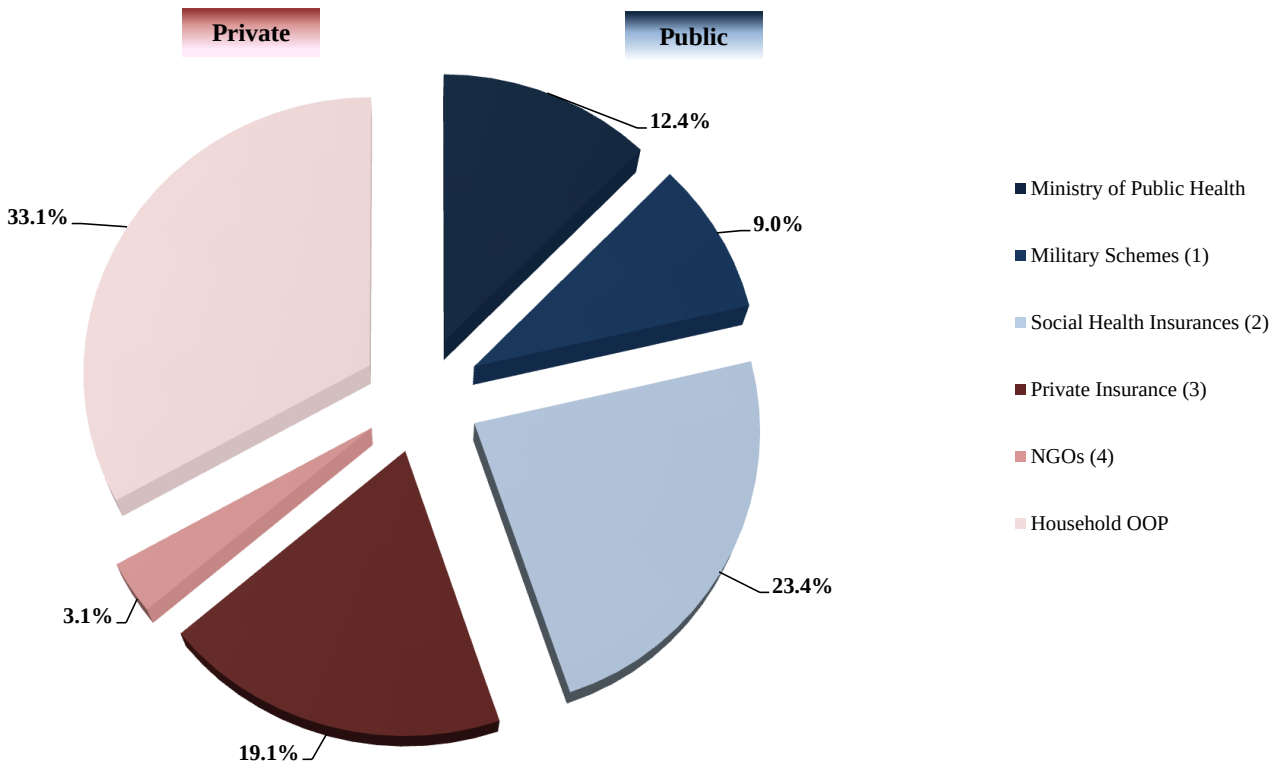


*(1) Includes Army, Internal Security Forces, General Security, State Security, and Customs*
*(2) Includes National Social Security Fund and Mutuelle des Fonctionnaires de l'Etat (previously known as Civil Servant Cooperati ve)*
*(3) Includes private insurances, mutual funds, and corporations*
*(4) Includes local and international NGOs*
*Source: NHA-2017-MoPH*

## *Graph I.5: Breakdown of health expenditure by financing agent and healthcare provider in 2017*

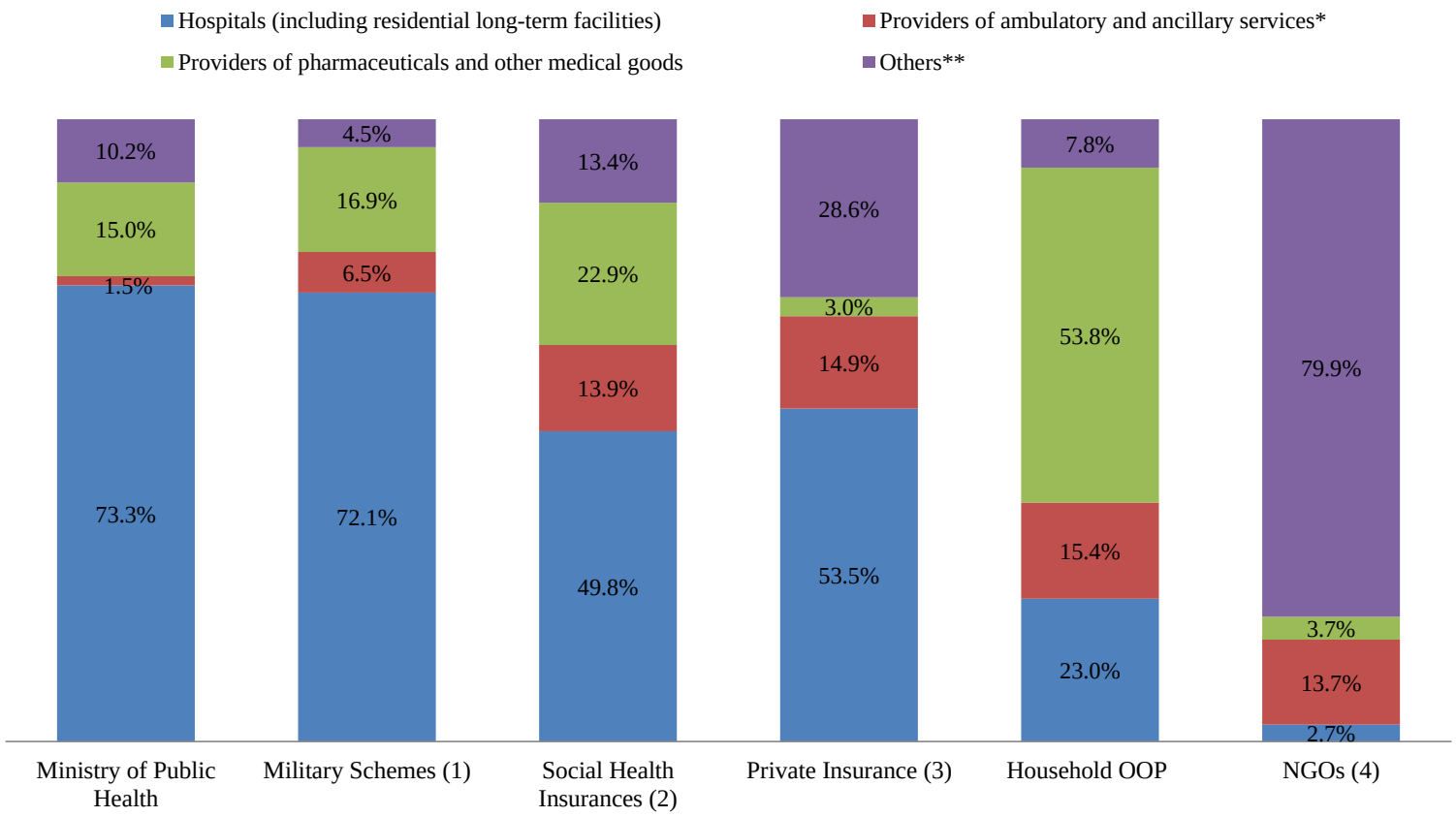


*(1) Includes Army, Internal Security Forces, General Security, State Security, and Customs*
*(2) Includes National Social Security Fund and Mutuelle des Fonctionnaires de l'Etat (previously known as Civil Servant Cooperative)*
*(3) Includes private insurances, mutual funds, and corporations*
*(4) Includes local and international NGOs*
** Includes providers of all ambulatory services such as providers of medical consultations and dental practice and providers of ancillary services such as providers laboratory and imaging services*
***Others include providers of preventive care, providers of health care administration and financing, the rest of the economy, the rest of the world, un-classified expenditures, and some expenditures falling within the boundaries of health and not elsewhere classified*
*Source: NHA 2017-MoPH*